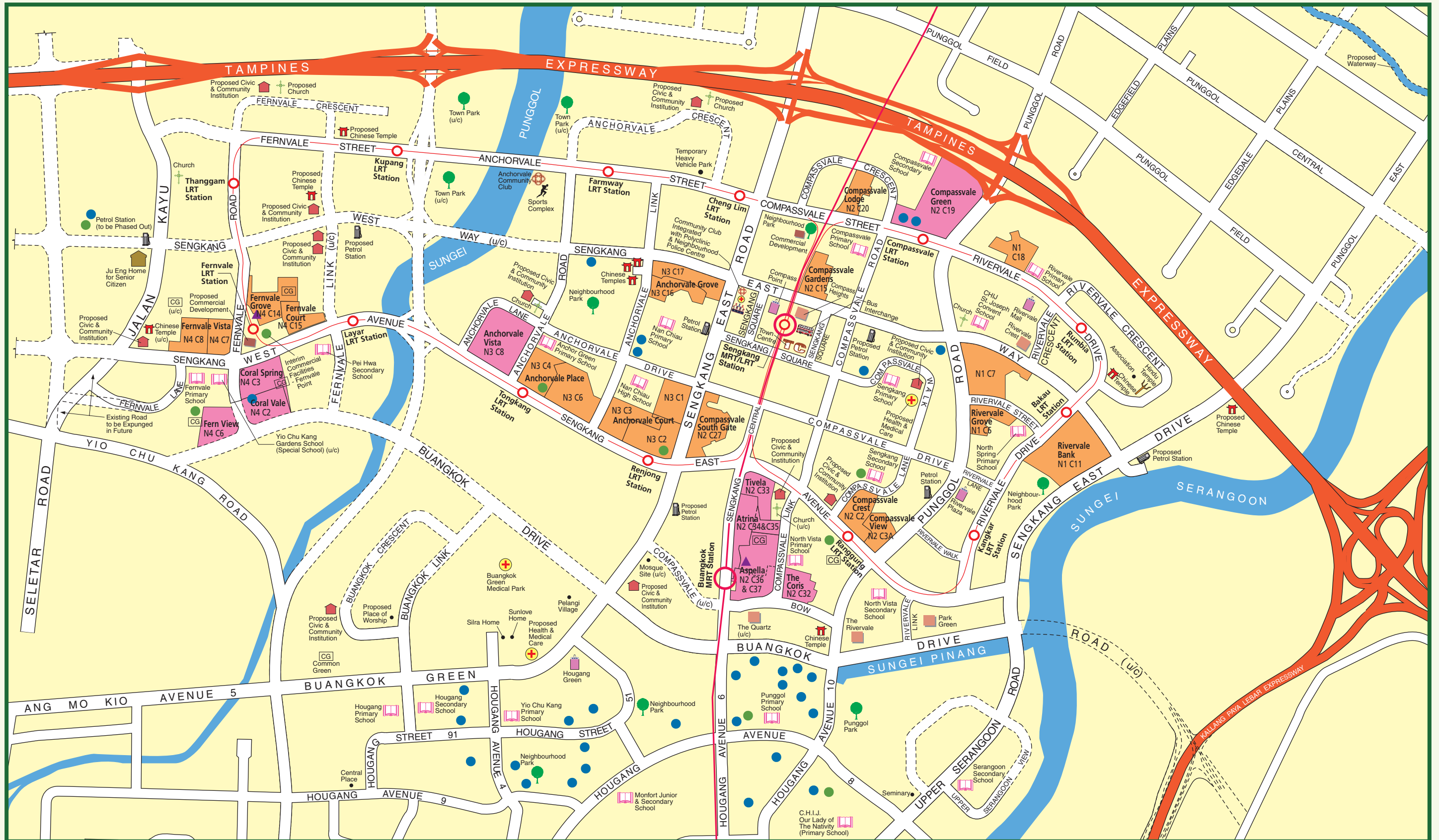


SENGKANG Town Map



LEGEND:

- | | | |
|-------------------------------|------------------------------------|--------------------|
| Contracts with Premium Flats | Existing Eating House/Shops | Common Green |
| Contracts with Standard Flats | Existing Shops/Minimart/Offices | Future Road |
| MRT Line & Station | Future Eating House/Minimart/Shops | Under Construction |
| LRT Line & Station | | |

Notes:
 All proposed developments are subject to change and planning approval.
 Proposed Civic & Community Institution includes examples like Community Centre/Club, Association, Home for the Aged, etc., subject to change and planning approval.
 Proposed Place of Worship includes examples like Church, Mosque, Chinese Temple, Hindu Temple, etc., subject to change and planning approval.
 Proposed Health & Medical Care (eg. Nursing Home), subject to change and planning approval.

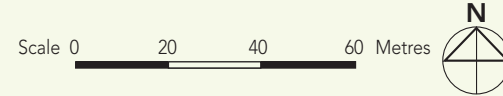


The information contained herein is subject to change at any time without notice and cannot form part of an offer or contract. The proposed facilities and their locations as shown are only estimates. The implementation of the facilities is subject to review by the Government or competent authorities. While reasonable care has been taken in providing this information, HDB shall not be responsible in any way for any damage or loss suffered by any person whether directly or indirectly as a result of reliance on the said information or as a result of any error or omission therein.

Compassvale View



Sengkang N2 C3A
Standard Flats

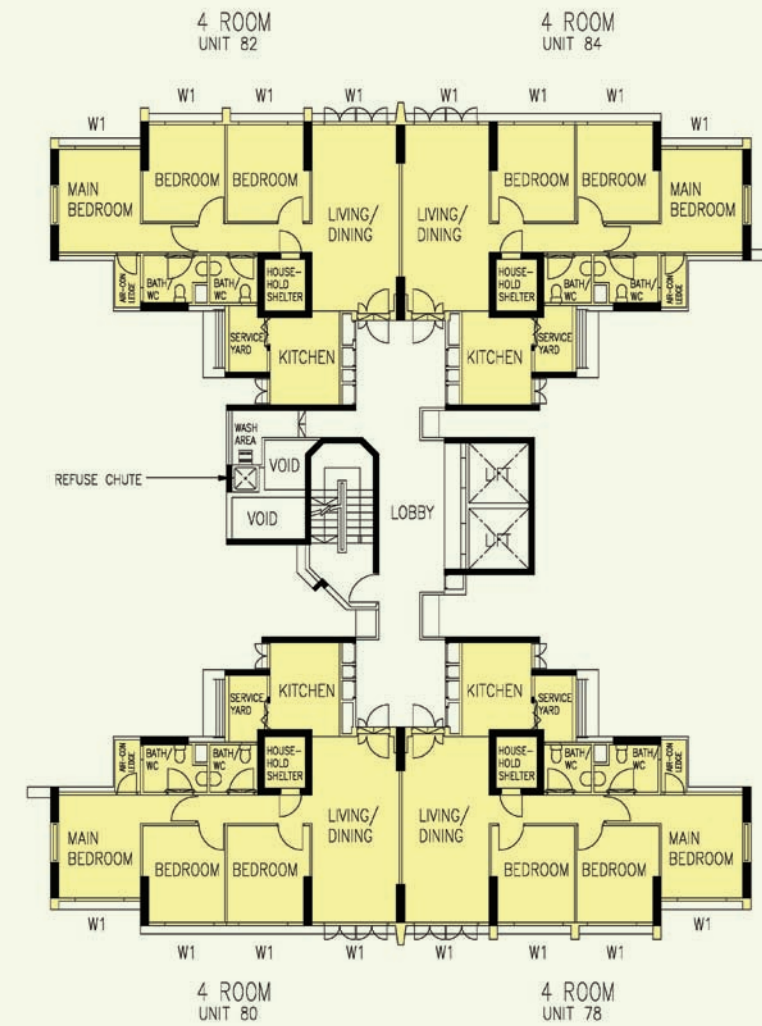


- LEGEND:**
- 3 - Room
 - 4 - Room
 - Surrounding Buildings
 - Reserved for / Existing Development
 - Linkway / Precinct Pavilion / Pergola / Drop-Off Porch / Shelter
 - Children Playground (PG) / Fitness Station / Elderly Fitness Station
 - Electrical Substation (ESS) on 1st Storey
 - Carparking
 - Drainage Reserve
 - Open Space
 - Staircase
 - Service Bay
 - Centralised Refuse Chute (CRC)
 - Lift
 - (u/c) Under Construction



Artist's Impression

The information contained herein is subject to change at any time without notice and cannot form part of an offer or contract. The proposed facilities and their locations as shown are only estimates. The implementation of the facilities is subject to review by the Government or competent authorities. While reasonable care has been taken in providing this information, HDB shall not be responsible in any way for any damage or loss suffered by any person whether directly or indirectly as a result of reliance on the said information or as a result of any error or omission therein.



Window Legend:
W1 - Three Quarter Height Window (approx. 700mm high parapet wall)

Unless otherwise indicated all windows will be standard height windows.



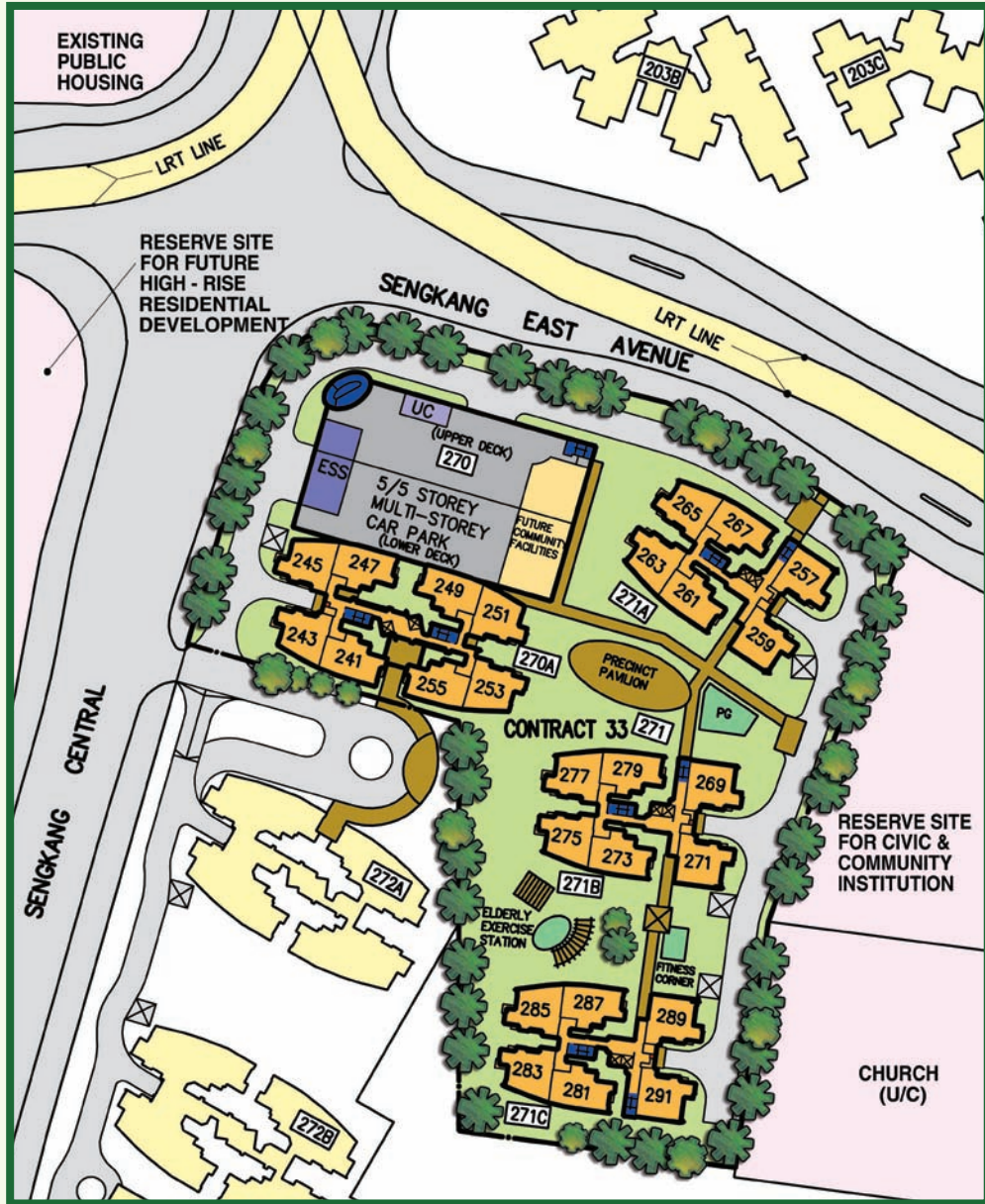
5TH, 9TH & 13TH STOREY FLOOR PLAN
BLOCK 208B

- Additional Features:**
- Bedroom : Decorative Semi-Solid Timber Doors (Type D9)
 - Bathrooms/WC : Laminated Semi-Solid Timber Doors (Type D9a)
 - Ceramic Tiles to Bathrooms/WC/ Kitchen Floor
 - Ceramic Tiles with Tile Skirting to Service Yard Floor
 - Ceramic Tiles to Household Shelter Floor
 - Concealed Electrical Wiring & Water Supply Pipes

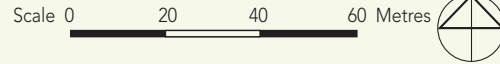
LEGEND:
 4 Room

The coloured floor plan is not intended to demarcate the boundary of the flat.





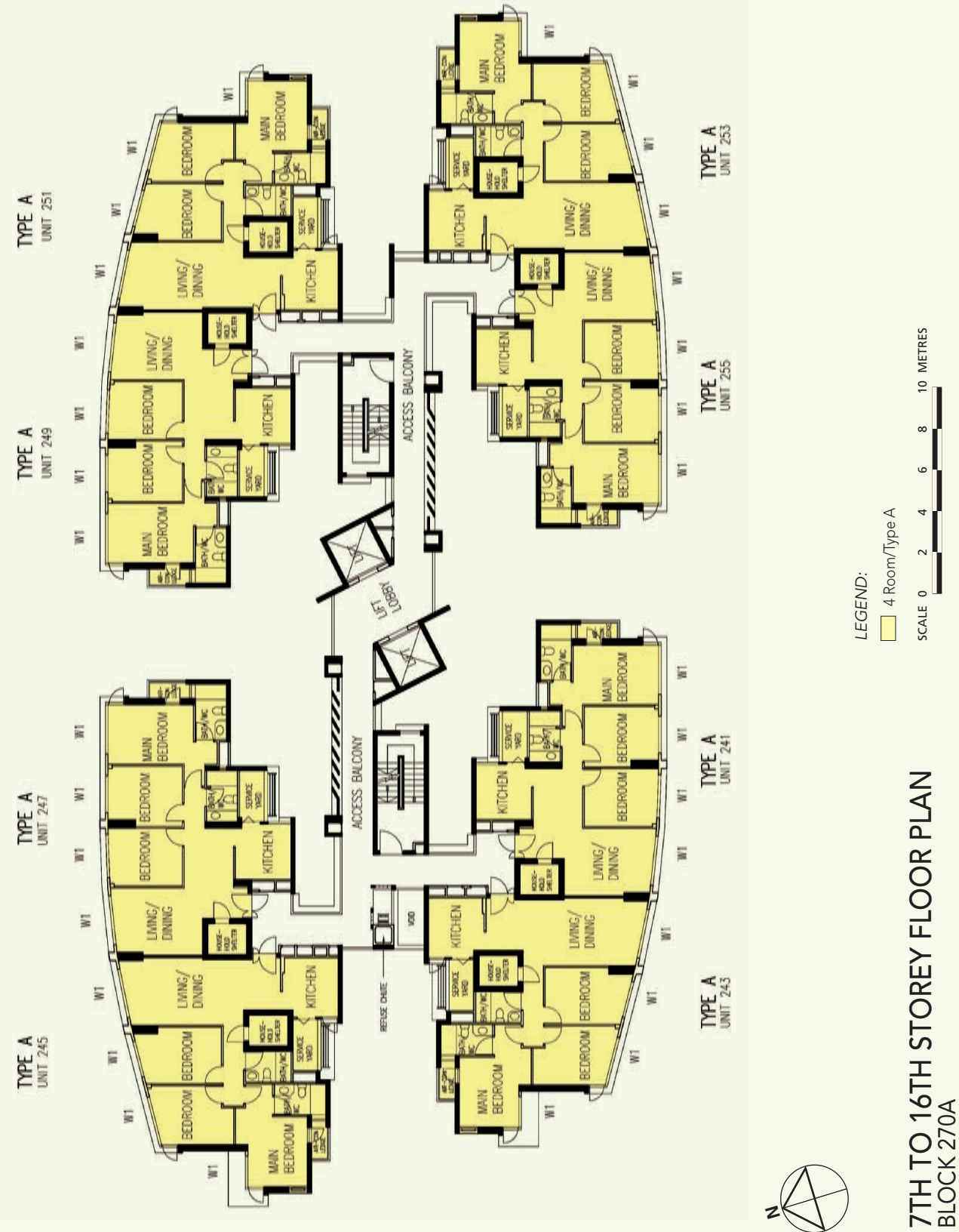
Sengkang N2 C33
Premium Flats



- LEGEND:**
- Residential Units
 - Surrounding Buildings
 - Single Storey / Precinct Pavilion / Linkway / Shelter / Drop-Off Porch / Pergola
 - Reserved for / Existing Development
 - Playground / Fitness Corner / Elderly Exercise Station
 - Future Community Facilities at 1st Storey
 - Electrical Substation (ESS) at 1st Storey
 - Utility Centre (UC) at 1st Storey
 - Carparking
 - Open Space
 - Staircase
 - Centralised Refuse Chute (CRC)
 - Lift
 - (u/c) Under Construction

Notes:
Reserve Site for Civic & Community Institution includes examples like Community Centre/Club, Association, Home for the Aged, etc., subject to change and planning approval.

The information contained herein is subject to change at any time without notice and cannot form part of an offer or contract. The proposed facilities and their locations as shown are only estimates. The implementation of the facilities is subject to review by the Government or competent authorities. While reasonable care has been taken in providing this information, HDB shall not be responsible in any way for any damage or loss suffered by any person whether directly or indirectly as a result of reliance on the said information or as a result of any error or omission therein.



- LEGEND:**
- 4 Room/Type A
- SCALE 0 2 4 6 8 10 METRES

7TH TO 16TH STOREY FLOOR PLAN
BLOCK 270A

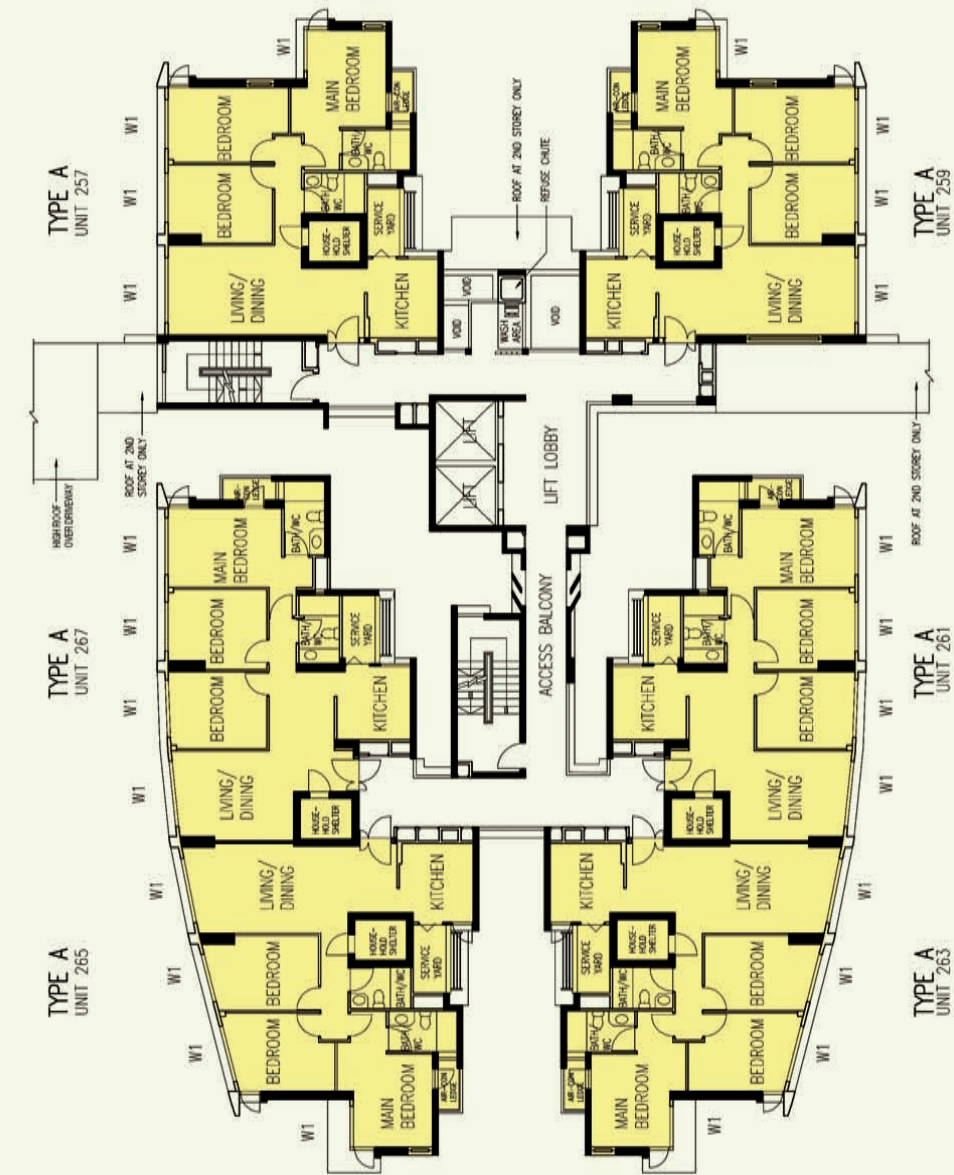


- This is a Premium Flat.**
It is provided with:
- Bedrooms : Decorative Solid Timber Door (Type D5)
 - Bathroom/WC : Laminated Semi-Solid Timber Door (Type D5a)
 - Ceramic Tiles to Bathroom/WC Floors
 - Glazed Porcelain Ceramic Tiles with Tile Skirting to Service Yard Floor
 - Glazed Porcelain Ceramic Tiles with Timber Skirting to Living/Dining
 - Timber Strip Flooring with Timber Skirting to Bedroom Floor
 - Glazed Porcelain Ceramic Tiles to Kitchen/Household Shelter Floor
 - Vanity top wash basin Bathroom/WC, hot water pipes and tap/shower/bath mixers
 - Concealed Electrical Wiring and Water Supply Pipes

The coloured floor plan is not intended to demarcate the boundary of the flat.

W1 - Three Quarter Height Window
Unless otherwise indicated all windows will be standard height windows.

The coloured floor plan is not intended to demarcate the boundary of the flat.



LEGEND:
 4 Room/Type A
 SCALE 0 2 4 6 8 10 METRES

2ND TO 16TH STOREY FLOOR PLAN BLOCK 271A

The coloured floor plan is not intended to demarcate the boundary of the flat.

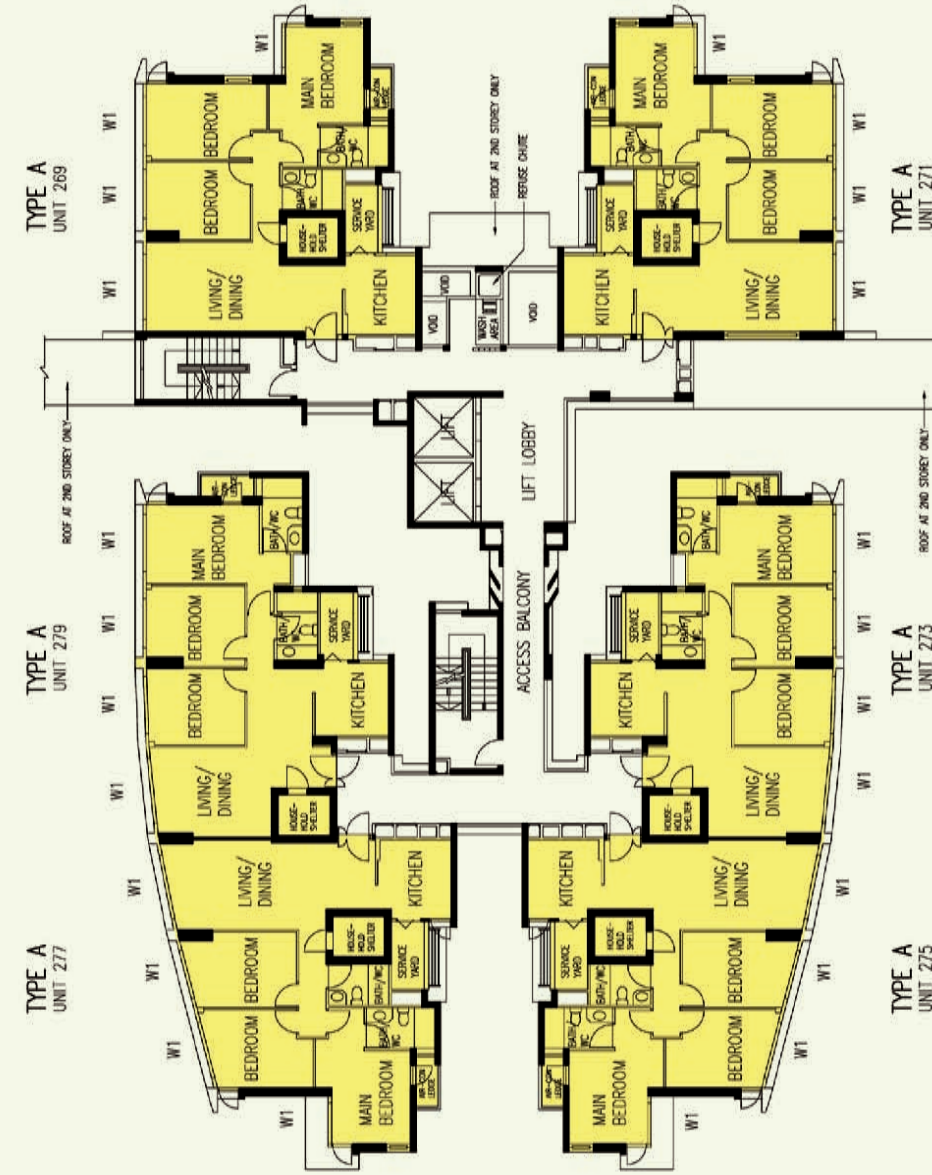
W1 - Three Quarter Height Window

Unless otherwise indicated all windows will be standard height windows.

This is a Premium Flat.
 It is provided with:

- Bedrooms : Decorative Solid Timber Door (Type D5)
- Bathroom/WC : Laminated Semi-Solid Timber Door (Type D5a)
- Ceramic Tiles to Bathroom/WC Floors
- Glazed Porcelain Ceramic Tiles with Tile Skirting to Service Yard Floor
- Glazed Porcelain Ceramic Tiles with Timber Skirting to Living/Dining
- Timber Strip Flooring with Timber Skirting to Bedroom Floor
- Glazed Porcelain Ceramic Tiles to Kitchen/Household Shelter Floor
- Vanity top wash basin Bathroom/WC, hot water pipes and tap/shower/bath mixers
- Concealed Electrical Wiring and Water Supply Pipes

The coloured floor plan is not intended to demarcate the boundary of the flat.



LEGEND:
 4 Room/Type A
 SCALE 0 2 4 6 8 10 METRES

2ND TO 16TH STOREY FLOOR PLAN BLOCK 271B

The coloured floor plan is not intended to demarcate the boundary of the flat.

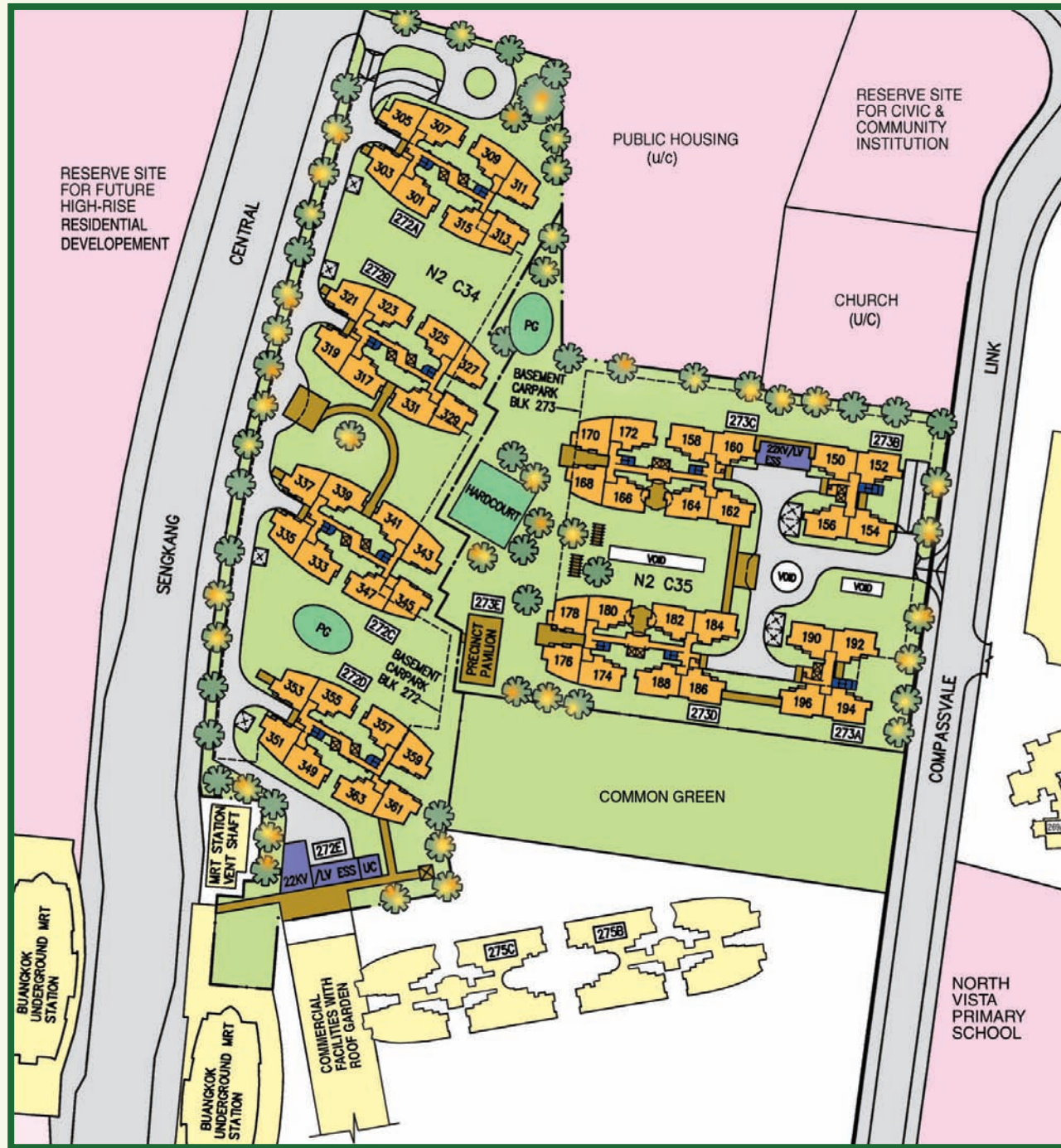
W1 - Three Quarter Height Window

Unless otherwise indicated all windows will be standard height windows.

This is a Premium Flat.
 It is provided with:

- Bedrooms : Decorative Solid Timber Door (Type D5)
- Bathroom/WC : Laminated Semi-Solid Timber Door (Type D5a)
- Ceramic Tiles to Bathroom/WC Floors
- Glazed Porcelain Ceramic Tiles with Tile Skirting to Service Yard Floor
- Glazed Porcelain Ceramic Tiles with Timber Skirting to Living/Dining
- Timber Strip Flooring with Timber Skirting to Bedroom Floor
- Glazed Porcelain Ceramic Tiles to Kitchen/Household Shelter Floor
- Vanity top wash basin Bathroom/WC, hot water pipes and tap/shower/bath mixers
- Concealed Electrical Wiring and Water Supply Pipes

The coloured floor plan is not intended to demarcate the boundary of the flat.



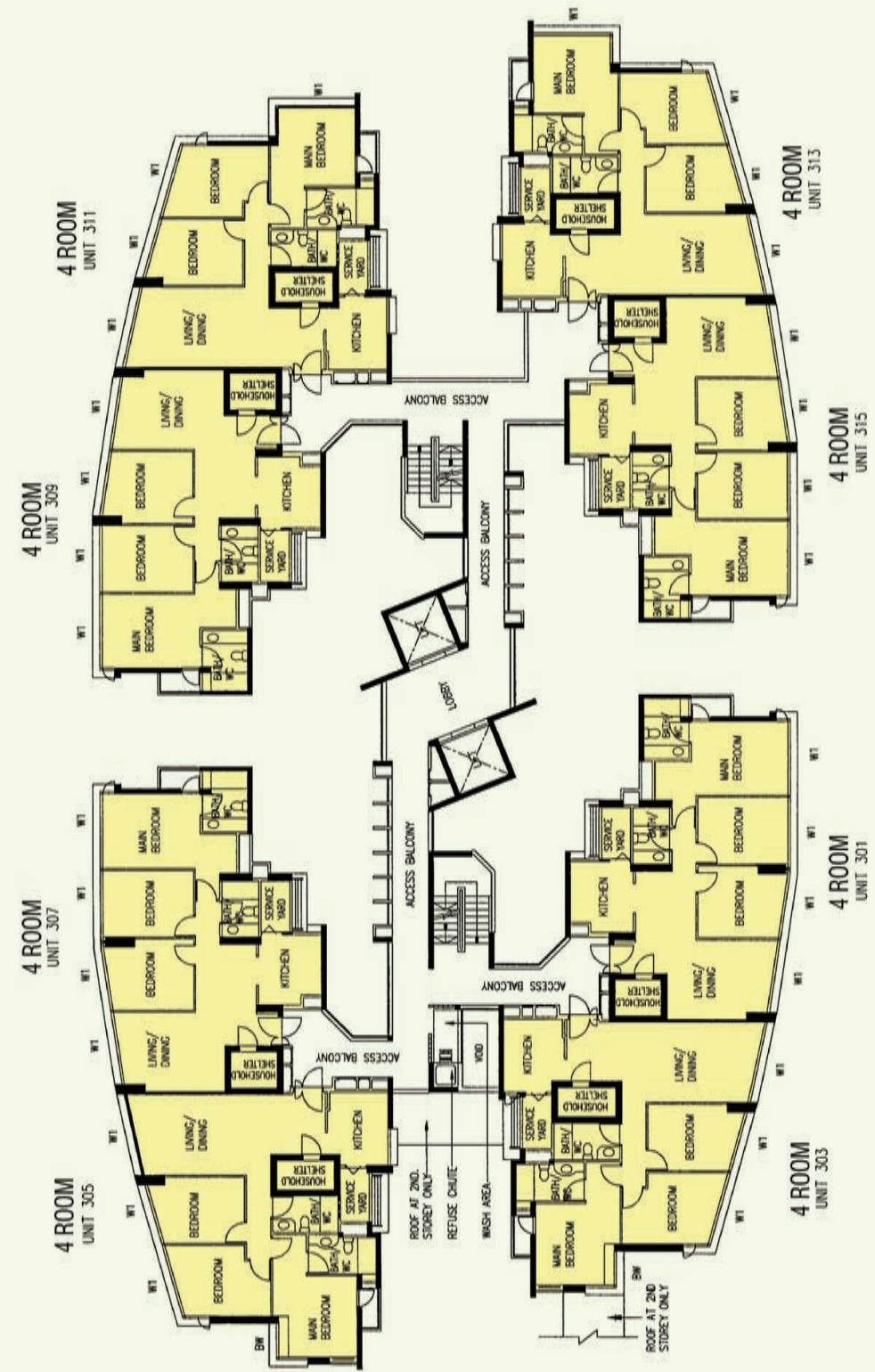
Sengkang N2 C34 & C35
Premium Flats

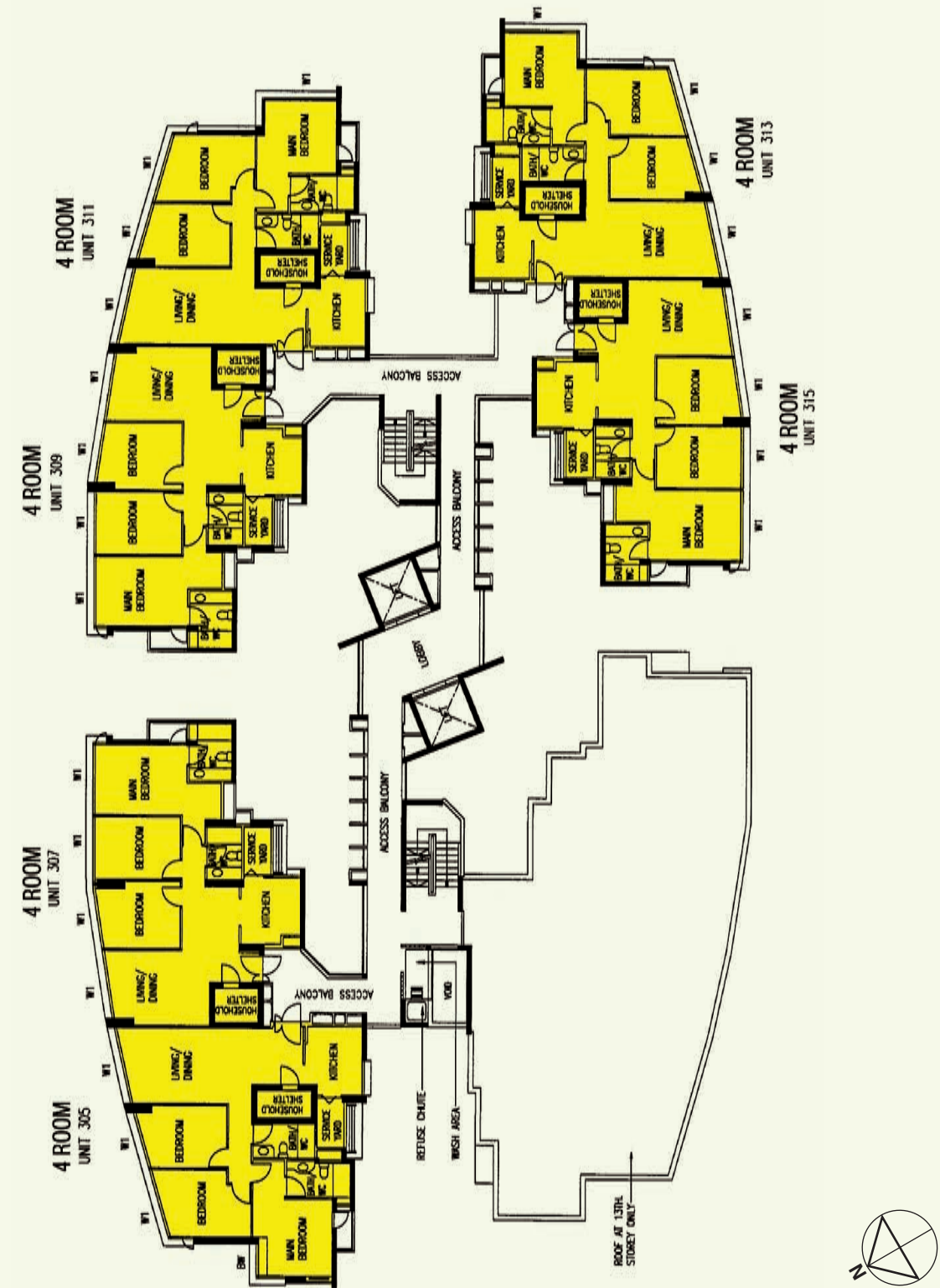


Notes:
Reserve Site for Civic & Community Institution includes examples like Community Centre/Club, Association, Home for the Aged, etc., subject to change and planning approval.

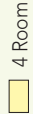
- LEGEND:**
- | | |
|--|--------------------------------|
| Residential Units | Playground (PG) / Hardcourt |
| Surrounding Buildings | Open Space |
| Single Storey / Precinct Pavilion / Linkway / Shelter / Drop-Off Porch / Pergola | Staircase |
| Reserved for / Existing Development | Centralised Refuse Chute (CRC) |
| Single Storey / Electrical Substation (ESS) / Utility Centre (UC) | Lift |
| | (u/c) Under Construction |

The information contained herein is subject to change at any time without notice and cannot form part of an offer or contract. The proposed facilities and their locations as shown are only estimates. The implementation of the facilities is subject to review by the Government or competent authorities. While reasonable care has been taken in providing this information, HDB shall not be responsible in any way for any damage or loss suffered by any person whether directly or indirectly as a result of reliance on the said information or as a result of any error or omission therein.





LEGEND:



4 Room

SCALE 0 2 4 6 8 10 METRES

BW - Bay Window (Standard Height)
W1 - Three Quarter Height Window

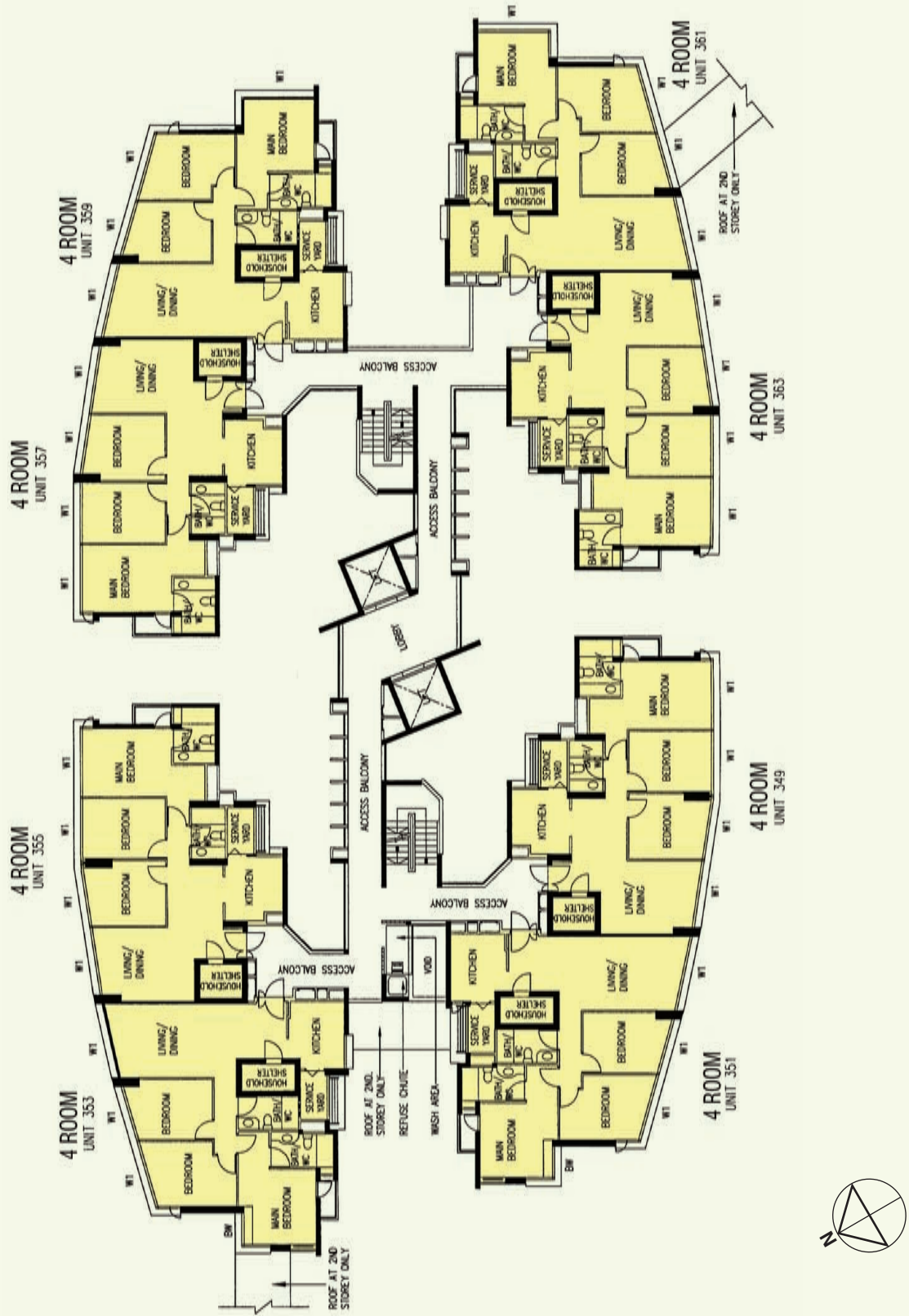
Unless otherwise indicated all windows will be standard height windows.

13TH TO 15TH STOREY FLOOR PLAN BLOCK 272A

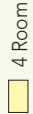
The coloured floor plan is not intended to demarcate the boundary of the flat.

This is a Premium Contract.
It is provided with:

- Bedrooms : Three Decorative Timber Doors (Type D5)
- Bathrooms/WC : Two Laminated Timber Doors (Type D5a)
- Living/Dining Floor Finish : Ceramic Tiles with Timber Skirting
- Bedroom Floor Finish : Timber Strip Flooring with Timber Skirting
- Other Floor Finish : Ceramic Tiles
- Concealed Electrical Wiring & Water Supply Pipes



LEGEND:



4 Room

SCALE 0 2 4 6 8 10 METRES

BW - Bay Window (Standard Height)
W1 - Three Quarter Height Window

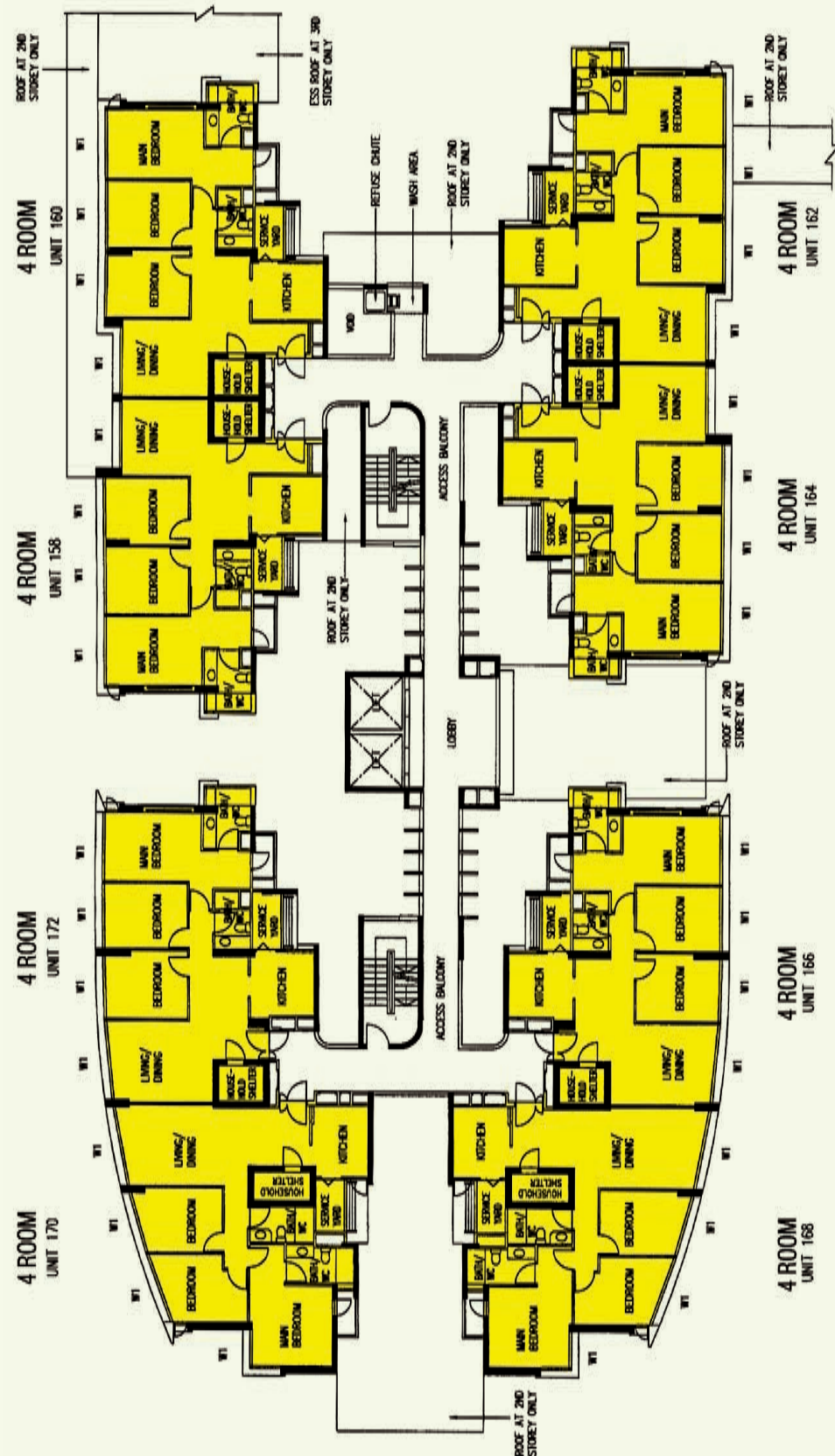
Unless otherwise indicated all windows will be standard height windows.

2ND TO 12TH STOREY FLOOR PLAN BLOCK 272D

The coloured floor plan is not intended to demarcate the boundary of the flat.

This is a Premium Contract.
It is provided with:

- Bedrooms : Three Decorative Timber Doors (Type D5)
- Bathrooms/WC : Two Laminated Timber Doors (Type D5a)
- Living/Dining Floor Finish : Ceramic Tiles with Timber Skirting
- Bedroom Floor Finish : Timber Strip Flooring with Timber Skirting
- Other Floor Finish : Ceramic Tiles
- Concealed Electrical Wiring & Water Supply Pipes



LEGEND:
 4 Room
 SCALE 0 2 4 6 8 10 METRES

BW - Bay Window (Standard Height)
 W1 - Three Quarter Height Window
 Unless otherwise indicated all windows will be standard height windows.

**3RD TO 16TH STOREY FLOOR PLAN
 BLOCK 273C**

The coloured floor plan is not intended to demarcate the boundary of the flat.

**This is a Premium Contract.
 It is provided with:**

- Bedrooms : Three Decorative Timber Doors (Type D5)
- Bathrooms/WC : Two Laminated Timber Doors (Type D5a)
- Living/Dining Floor Finish : Ceramic Tiles with Timber Skirting
- Bedrom Floor Finish : Timber Strip Flooring with Timber Skirting
- Other Floor Finish : Ceramic Tiles
- Concealed Electrical Wiring & Water Supply Pipes

Aspella

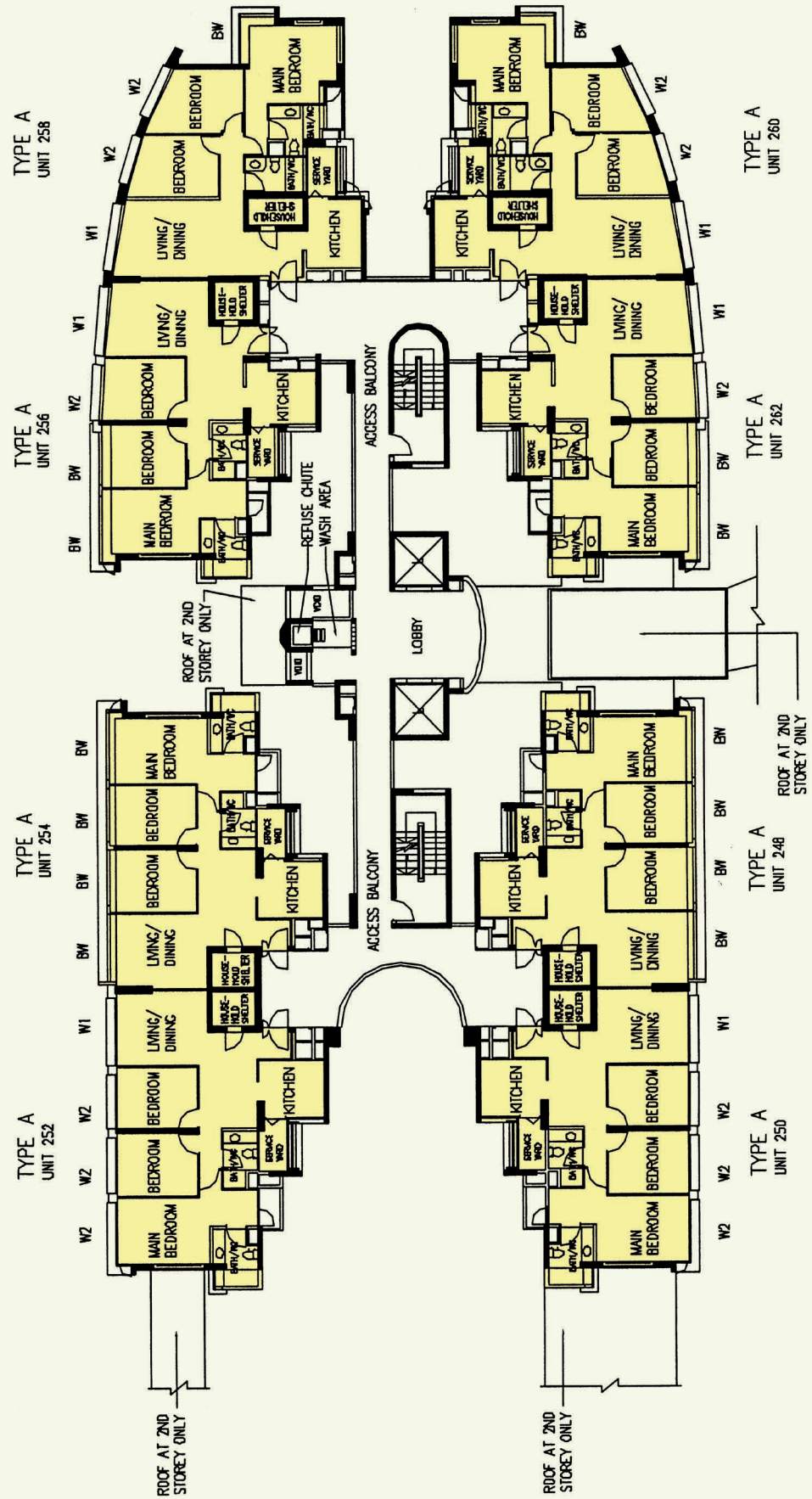


**Sengkang N2 C36 & C37
 Premium Flats**

Scale 0 20 40 60 Metres

- LEGEND:**
- Residential Units
 - Surrounding Buildings
 - Single Storey / Precinct Pavilion / Linkway / Shelter / Drop-Off Porch / Pergola
 - Reserved for / Existing Development
 - Playground / Hardcourt / Fitness Corner / Multi-Purpose Court
 - Social Communal Facilities at 1st Storey
 - Single Storey Commercial Facilities
 - Electrical Substation
 - Bin Centre
 - Open Space
 - Staircase
 - Centralised Refuse Chute (CRC)
 - Lift
 - (u/c) Under Construction

The information contained herein is subject to change at any time without notice and cannot form part of an offer or contract. The proposed facilities and their locations as shown are only estimates. The implementation of the facilities is subject to review by the Government or competent authorities. While reasonable care has been taken in providing this information, HDB shall not be responsible in any way for any damage or loss suffered by any person whether directly or indirectly as a result of reliance on the said information or as a result of any error or omission therein.



LEGEND:



SCALE 0 2 4 6 8 10 METRES

W1 - Full Height Window
W2 - Three Quarter Height Window
BW - Bay Window

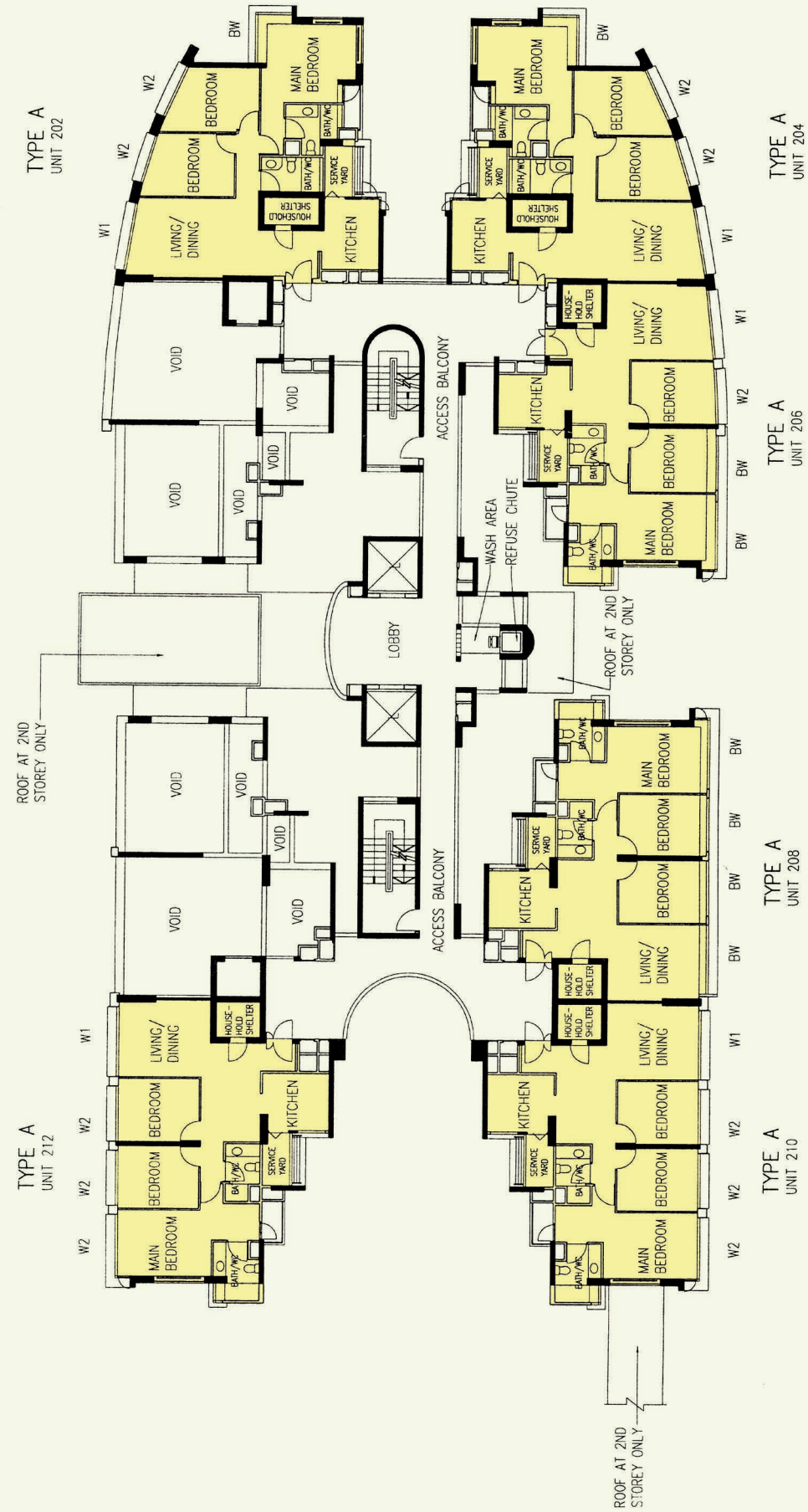
Unless otherwise indicated all windows will be standard height windows.

2ND TO 15TH STOREY FLOOR PLAN BLOCK 275A


The coloured floor plan is not intended to demarcate the boundary of the flat.

This is a Premium Contract.
It is provided with:

- Bedrooms : Three Decorative Timber Doors (Type D5)
- Bathrooms/WC : Two Laminated Timber Doors (Type D5a)
- Living/Dining Floor Finish : Ceramic Tiles with Timber Skirting
- Bedroom Floor Finish : Timber Strip Flooring with Timber Skirting
- Other Floor Finish : Ceramic Tiles
- Concealed Electrical Wiring & Water Supply Pipes



LEGEND:



SCALE 0 2 4 6 8 10 METRES

W1 - Full Height Window
W2 - Three Quarter Height Window
BW - Bay Window

Unless otherwise indicated all windows will be standard height windows.

2ND STOREY FLOOR PLAN BLOCK 275B

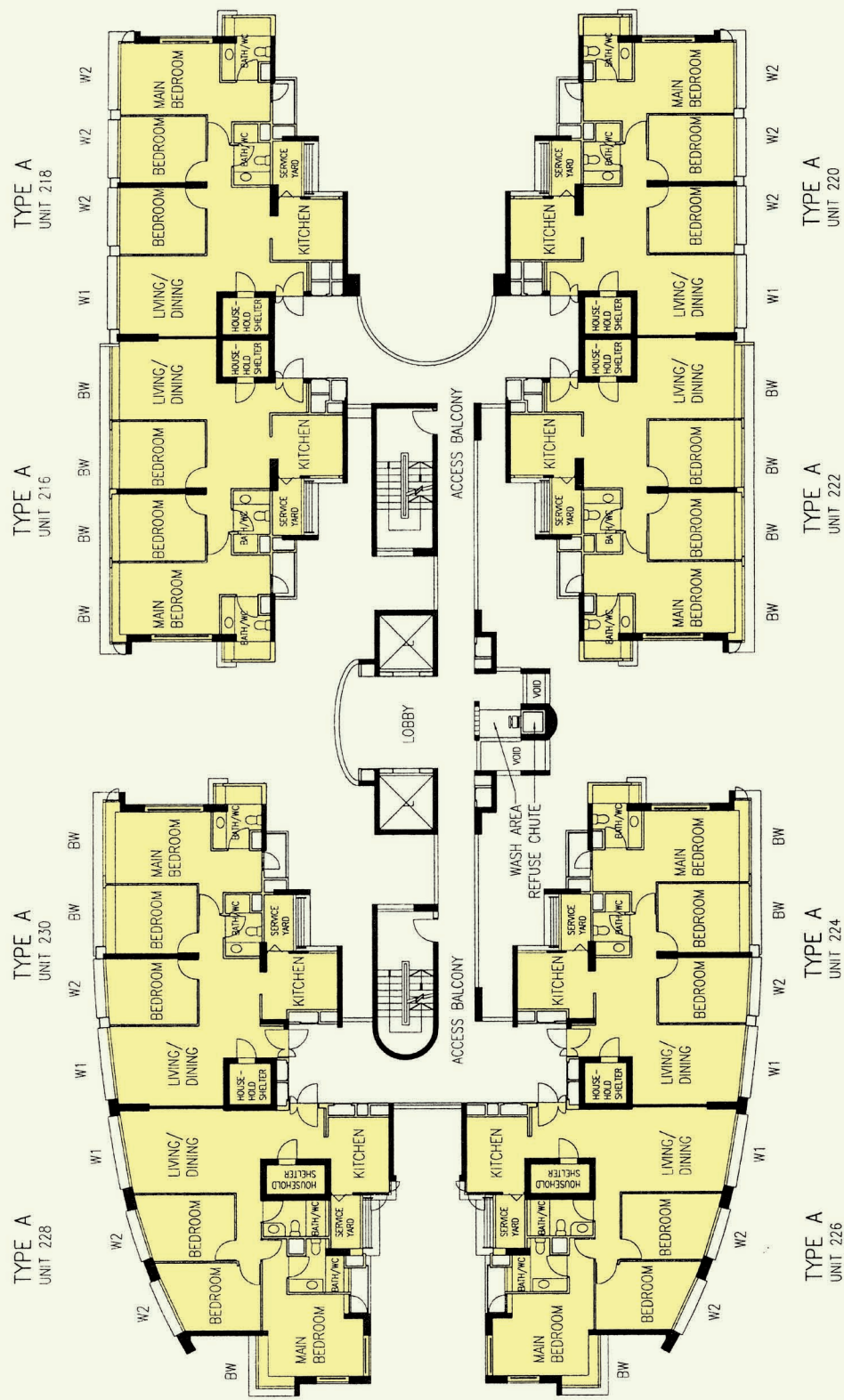
The coloured floor plan is not intended to demarcate the boundary of the flat.

This is a Premium Contract.
It is provided with:

- Bedrooms : Three Decorative Timber Doors (Type D5)
- Bathrooms/WC : Two Laminated Timber Doors (Type D5a)
- Living/Dining Floor Finish : Ceramic Tiles with Timber Skirting
- Bedroom Floor Finish : Timber Strip Flooring with Timber Skirting
- Other Floor Finish : Ceramic Tiles
- Concealed Electrical Wiring & Water Supply Pipes

This is a Premium Contract.
It is provided with:

- Bedrooms : Three Decorative Timber Doors (Type D5)
- Bathrooms/WC : Two Laminated Timber Doors (Type D5a)
- Living/Dining Floor Finish : Ceramic Tiles with Timber Skirting
- Bedroom Floor Finish : Timber Strip Flooring with Timber Skirting
- Other Floor Finish : Ceramic Tiles
- Concealed Electrical Wiring & Water Supply Pipes



4TH TO 15TH STOREY FLOOR PLAN BLOCK 275C

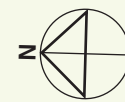
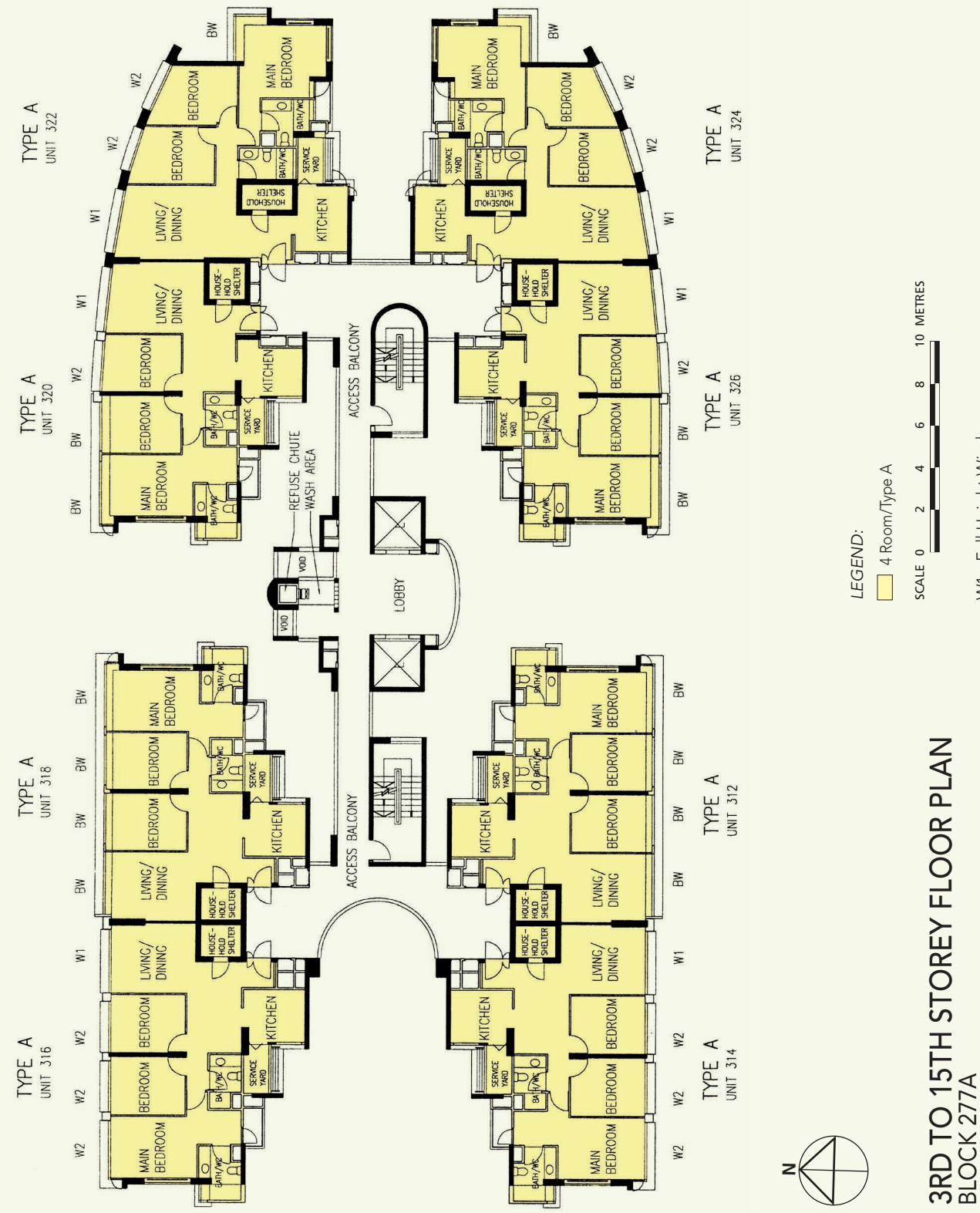
The coloured floor plan is not intended to demarcate the boundary of the flat.

- LEGEND:**
- 4 Room/Type A
- SCALE 0 2 4 6 8 10 METRES
- W1 - Full Height Window
 - W2 - Three Quarter Height Window
 - BW - Bay Window

Unless otherwise indicated all windows will be standard height windows.

This is a Premium Contract.
It is provided with:

- Bedrooms : Three Decorative Timber Doors (Type D5)
- Bathrooms/WC : Two Laminated Timber Doors (Type D5a)
- Living/Dining Floor Finish : Ceramic Tiles with Timber Skirting
- Bedroom Floor Finish : Timber Strip Flooring with Timber Skirting
- Other Floor Finish : Ceramic Tiles
- Concealed Electrical Wiring & Water Supply Pipes

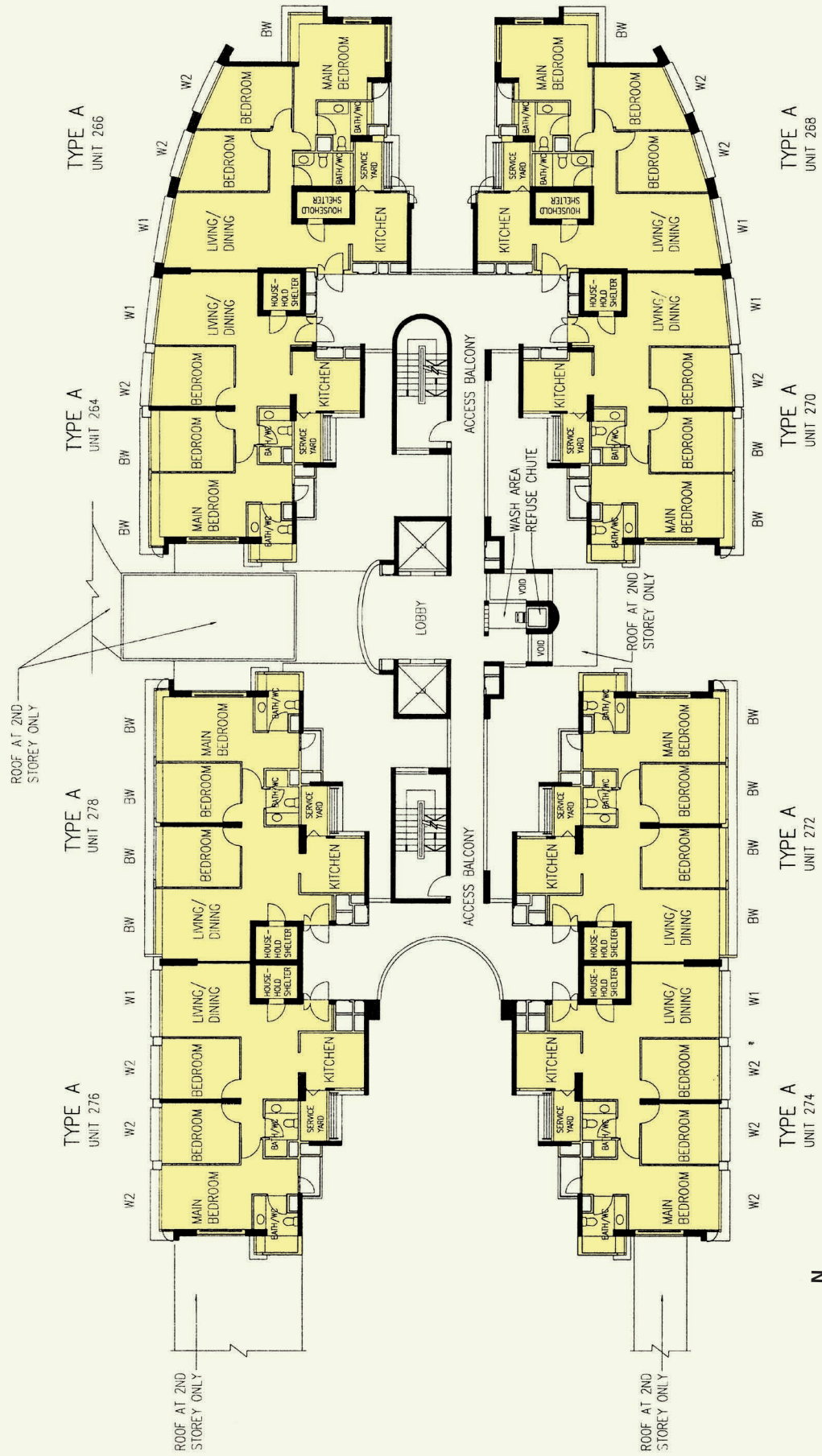


3RD TO 15TH STOREY FLOOR PLAN BLOCK 277A

The coloured floor plan is not intended to demarcate the boundary of the flat.

- LEGEND:**
- 4 Room/Type A
- SCALE 0 2 4 6 8 10 METRES
- W1 - Full Height Window
 - W2 - Three Quarter Height Window
 - BW - Bay Window

Unless otherwise indicated all windows will be standard height windows.



LEGEND:

4 Room/Type A

SCALE 0 2 4 6 8 10 METRES

W1 - Full Height Window
 W2 - Three Quarter Height Window
 BW - Bay Window

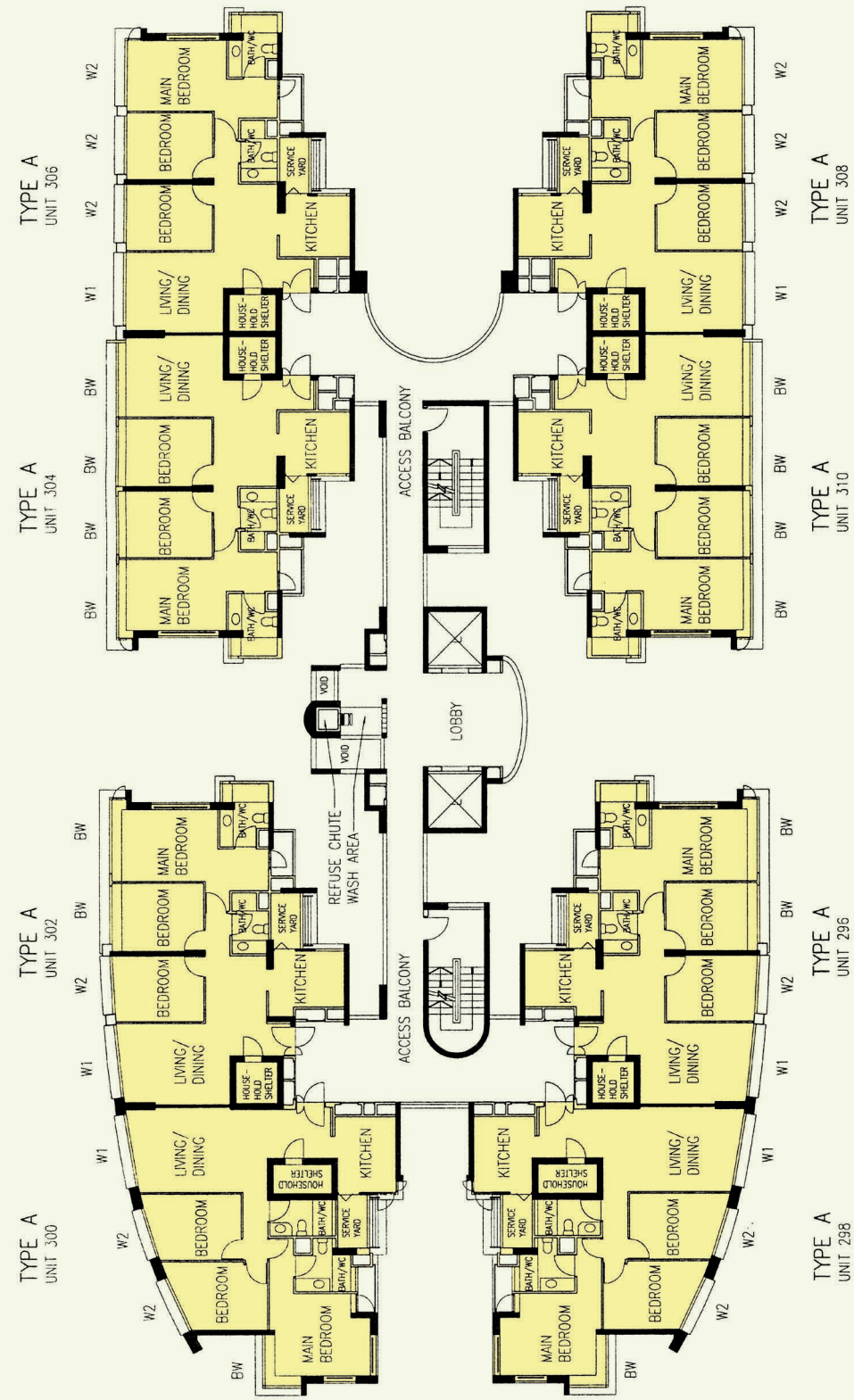
Unless otherwise indicated all windows will be standard height windows.

2ND TO 15TH STOREY FLOOR PLAN BLOCK 277B

The coloured floor plan is not intended to demarcate the boundary of the flat.

This is a Premium Contract.
 It is provided with:

- Bedrooms : Three Decorative Timber Doors (Type D5)
- Bathrooms/WC : Two Laminated Timber Doors (Type D5a)
- Living/Dining Floor Finish : Ceramic Tiles with Timber Skirting
- Bedroom Floor Finish : Timber Strip Flooring with Timber Skirting
- Other Floor Finish : Ceramic Tiles
- Concealed Electrical Wiring & Water Supply Pipes



LEGEND:

4 Room/Type A

SCALE 0 2 4 6 8 10 METRES

W1 - Full Height Window
 W2 - Three Quarter Height Window
 BW - Bay Window

Unless otherwise indicated all windows will be standard height windows.

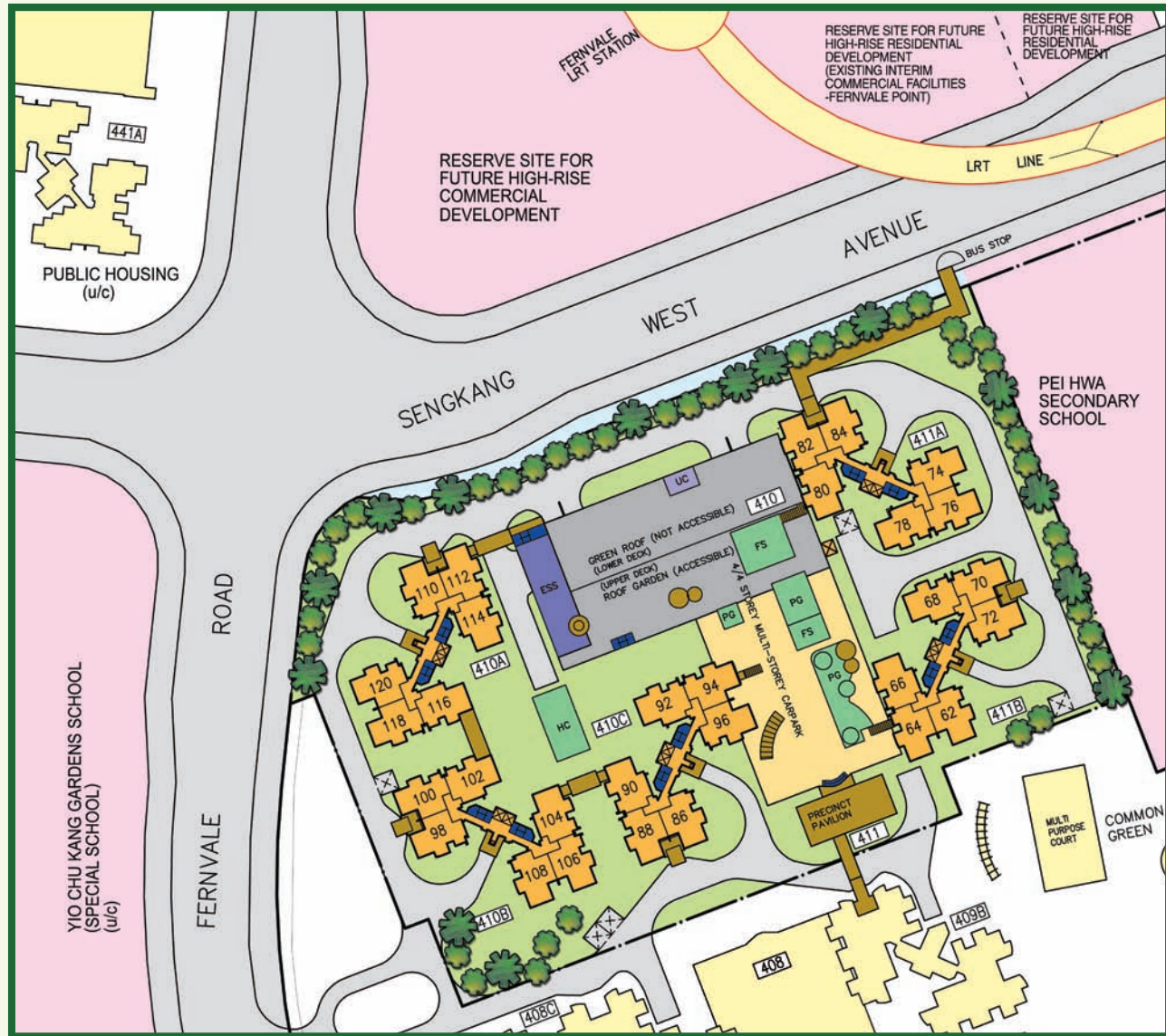
3RD TO 15TH STOREY FLOOR PLAN BLOCK 277D

The coloured floor plan is not intended to demarcate the boundary of the flat.

This is a Premium Contract.
 It is provided with:

- Bedrooms : Three Decorative Timber Doors (Type D5)
- Bathrooms/WC : Two Laminated Timber Doors (Type D5a)
- Living/Dining Floor Finish : Ceramic Tiles with Timber Skirting
- Bedroom Floor Finish : Timber Strip Flooring with Timber Skirting
- Other Floor Finish : Ceramic Tiles
- Concealed Electrical Wiring & Water Supply Pipes

Coral Spring



Sengkang N4 C3 Premium Flats



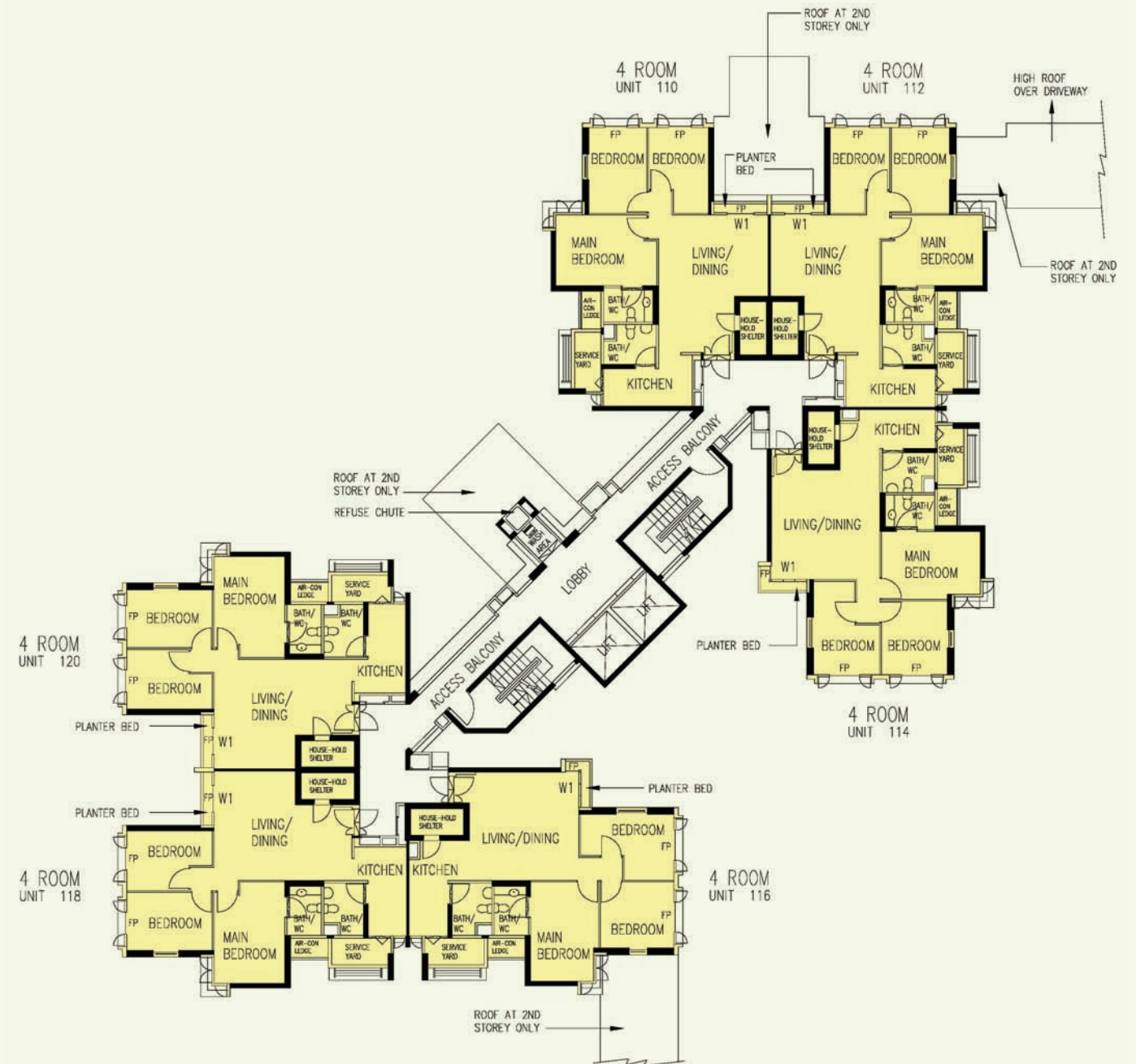
LEGEND:

- 4 - Room
- Surrounding Buildings
- Linkway / Precinct Pavilion / Pergola / Drop-Off Porch / Shelter / Trellis
- Reserved for/Existing Development
- Children Playground (PG) / Hardcourt (HC) / Fitness Station (FS)
- Future Community Facilities at 1st Storey
- Electrical Substation (ESS) at 1st Storey
- Utility Centre (UC) at 1st Storey
- Carparking
- Open Space
- Drainage Reserve
- Staircase
- Centralised Refuse Chute (CRC)
- Lift
- (u/c) Under Construction

Artist's Impression



The information contained herein is subject to change at any time without notice and cannot form part of an offer or contract. The proposed facilities and their locations as shown are only estimates. The implementation of the facilities is subject to review by the Government or competent authorities. While reasonable care has been taken in providing this information, HDB shall not be responsible in any way for any damage or loss suffered by any person whether directly or indirectly as a result of reliance on the said information or as a result of any error or omission therein.



- W1 - Three Quarter Height Window (approx. 500mm high parapet wall)
- BW - Bay Window (approx. 500mm high parapet wall)
- FP - Fixed Glass Panel (1000mm width x 1400mm height max)

Unless otherwise indicated all windows will be standard height windows.

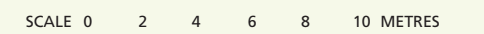
2ND TO 9TH STOREY FLOOR PLAN BLOCK 410A

This is a Premium Contract It is provided with:

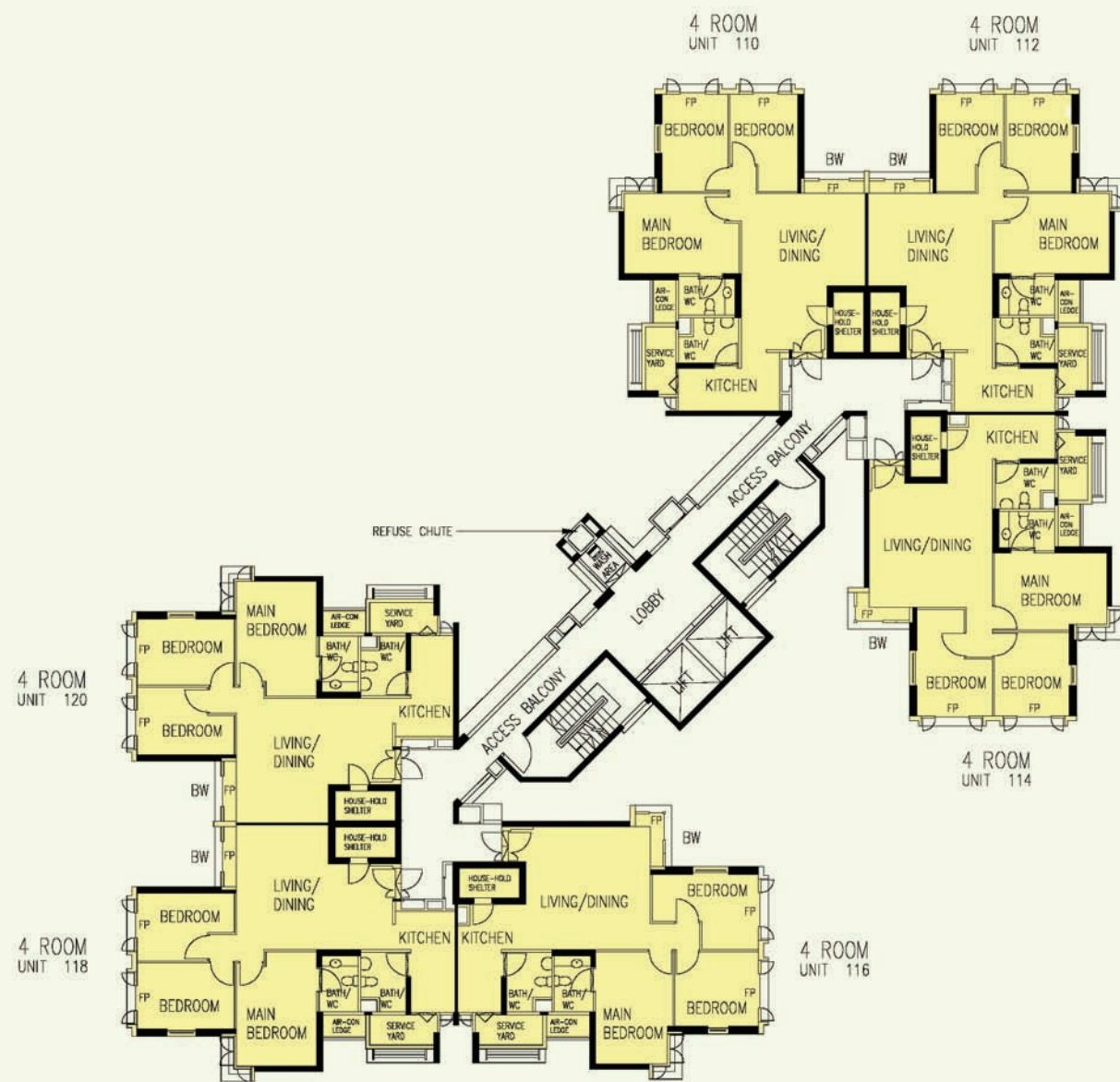
- Bedroom : decorative solid timber Door (D10) (optional)
- Bathroom/WC : laminated semi-solid timber door (Type D10a) (optional)
- Glazed porcelain ceramic tiles with timber skirting to Living/Dining floor
- Timber strip flooring with timber skirting to Bedroom floor
- Glazed porcelain ceramic tiles to Kitchen floor
- Glazed ceramic tiles to Bathroom/WC floor
- Glazed porcelain ceramic tiles to Household Shelter floor
- Glazed porcelain ceramic tiles with ceramic tiles skirting to Service Yard floor
- Vanity top wash basin for Master Bathroom/WC, hot water pipes and tap/shower/bath mixers
- Concealed Electrical Wiring & Water Supply Pipes

LEGEND:

- 4 Room



The coloured floor plan is not intended to demarcate the boundary of the flat.



W1 - Three Quarter Height Window (approx. 500mm high parapet wall)
 BW - Bay Window (approx. 500mm high parapet wall)
 FP - Fixed Glass Panel (1000mm width x 1400mm height max)

Unless otherwise indicated all windows will be standard height windows.



10TH TO 17TH STOREY FLOOR PLAN BLOCK 410A


**This is a Premium Contract
It is provided with:**

- Bedroom : decorative solid timber Door (D10) (optional)
- Bathroom/WC : laminated semi-solid timber door (Type D10a) (optional)
- Glazed porcelain ceramic tiles with timber skirting to Living/Dining floor
- Timber strip flooring with timber skirting to Bedroom floor
- Glazed porcelain ceramic tiles to Kitchen floor
- Glazed ceramic tiles to Bathroom/WC floor
- Glazed porcelain ceramic tiles to Household Shelter floor
- Glazed porcelain ceramic tiles with ceramic tiles skirting to Service Yard floor
- Vanity top wash basin for Master Bathroom/WC, hot water pipes and tap/shower/bath mixers
- Concealed Electrical Wiring & Water Supply Pipes

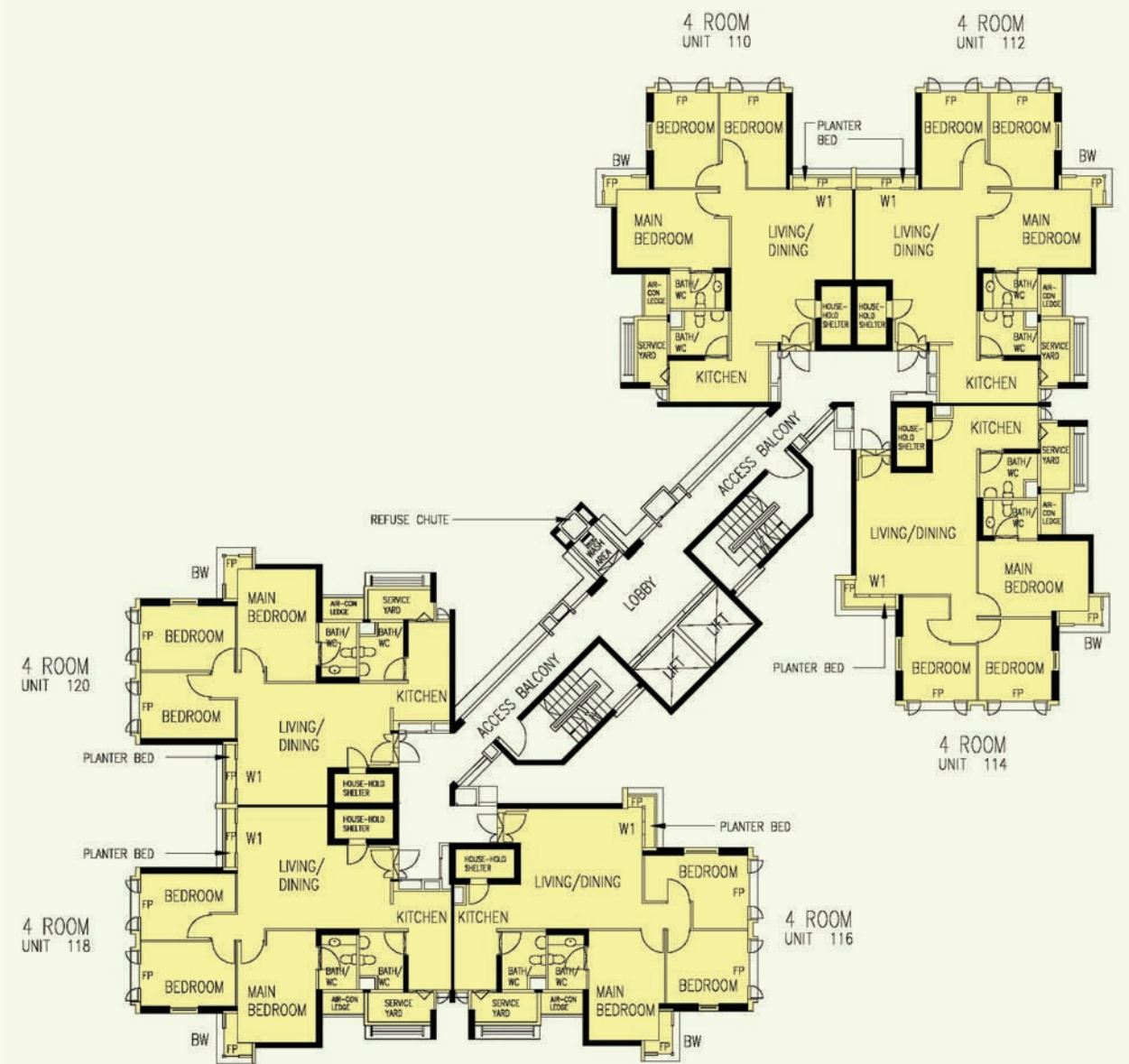
LEGEND:

4 Room

SCALE 0 2 4 6 8 10 METRES



The coloured floor plan is not intended to demarcate the boundary of the flat.



W1 - Three Quarter Height Window (approx. 500mm high parapet wall)
 BW - Bay Window (approx. 500mm high parapet wall)
 FP - Fixed Glass Panel (1000mm width x 1400mm height max)

Unless otherwise indicated all windows will be standard height windows.



18TH TO 25TH STOREY FLOOR PLAN BLOCK 410A

**This is a Premium Contract
It is provided with:**

- Bedroom : decorative solid timber Door (D10) (optional)
- Bathroom/WC : laminated semi-solid timber door (Type D10a) (optional)
- Glazed porcelain ceramic tiles with timber skirting to Living/Dining floor
- Timber strip flooring with timber skirting to Bedroom floor
- Glazed porcelain ceramic tiles to Kitchen floor
- Glazed ceramic tiles to Bathroom/WC floor
- Glazed porcelain ceramic tiles to Household Shelter floor
- Glazed porcelain ceramic tiles with ceramic tiles skirting to Service Yard floor
- Vanity top wash basin for Master Bathroom/WC, hot water pipes and tap/shower/bath mixers
- Concealed Electrical Wiring & Water Supply Pipes

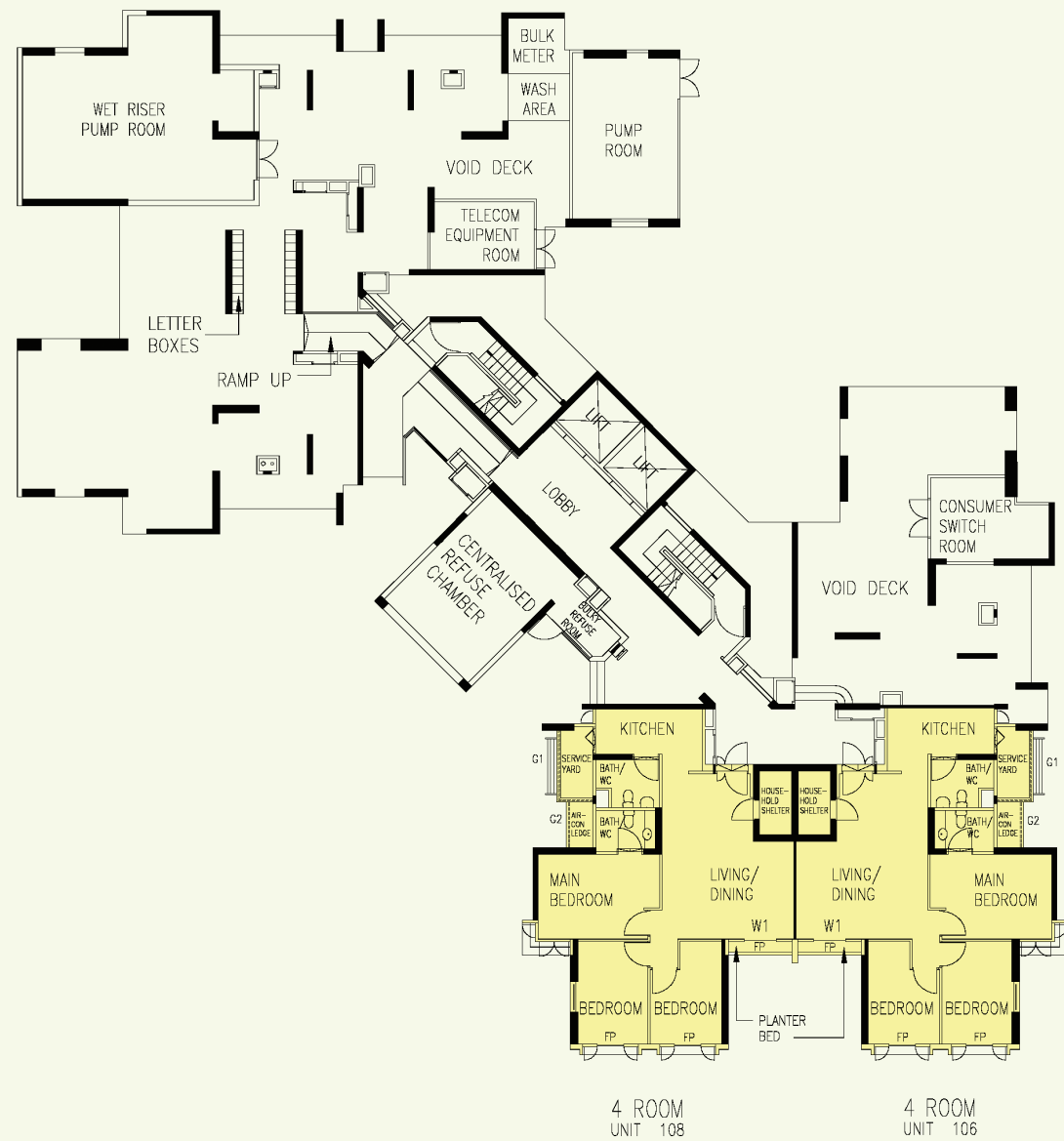
LEGEND:

4 Room

SCALE 0 2 4 6 8 10 METRES



The coloured floor plan is not intended to demarcate the boundary of the flat.



- W1 - Three Quarter Height Window (approx. 500mm high parapet wall)
- BW - Bay Window (approx. 500mm high parapet wall)
- FP - Fixed Glass Panel (1000mm width x 1400mm height max)
- G1 - Sliding Grille
- G2 - Fixed Grille

Unless otherwise indicated all windows will be standard height windows.

1ST STOREY FLOOR PLAN BLOCK 410B

*This is a Premium Contract
It is provided with:*

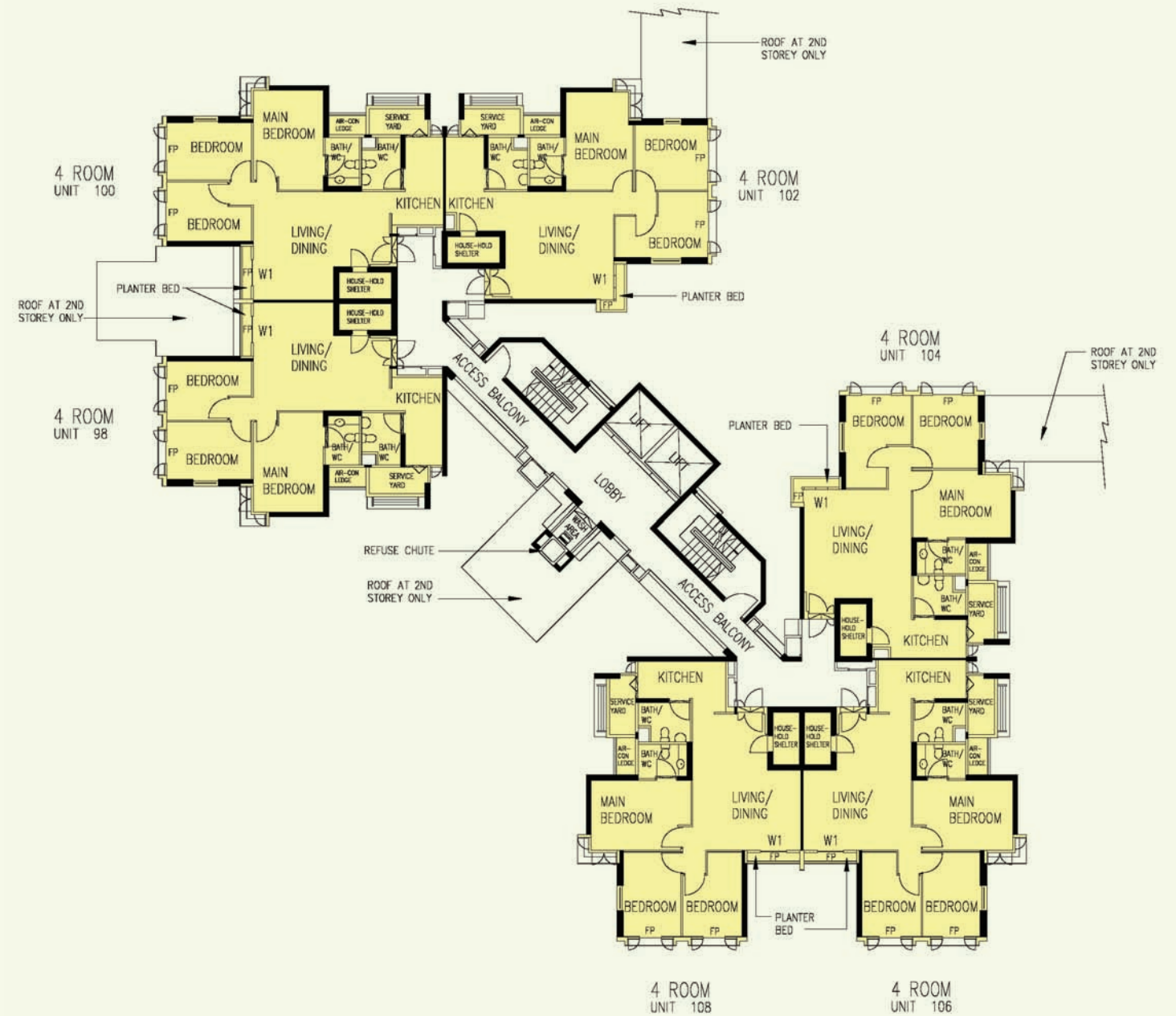
- Bedroom : decorative solid timber Door (D10) (optional)
- Bathroom/WC : laminated semi-solid timber door (Type D10a) (optional)
- Glazed porcelain ceramic tiles with timber skirting to Living/Dining floor
- Timber strip flooring with timber skirting to Bedroom floor
- Glazed porcelain ceramic tiles to Kitchen floor
- Glazed ceramic tiles to Bathroom/WC floor
- Glazed porcelain ceramic tiles to Household Shelter floor
- Glazed porcelain ceramic tiles with ceramic tiles skirting to Service Yard floor
- Vanity top wash basin for Master Bathroom/WC, hot water pipes and tap/shower/bath mixers
- Concealed Electrical Wiring & Water Supply Pipes

LEGEND:

4 Room

SCALE 0 2 4 6 8 10 METRES

The coloured floor plan is not intended to demarcate the boundary of the flat.



- W1 - Three Quarter Height Window (approx. 500mm high parapet wall)
- BW - Bay Window (approx. 500mm high parapet wall)
- FP - Fixed Glass Panel (1000mm width x 1400mm height max)

Unless otherwise indicated all windows will be standard height windows.

2ND TO 9TH STOREY FLOOR PLAN BLOCK 410B

*This is a Premium Contract
It is provided with:*

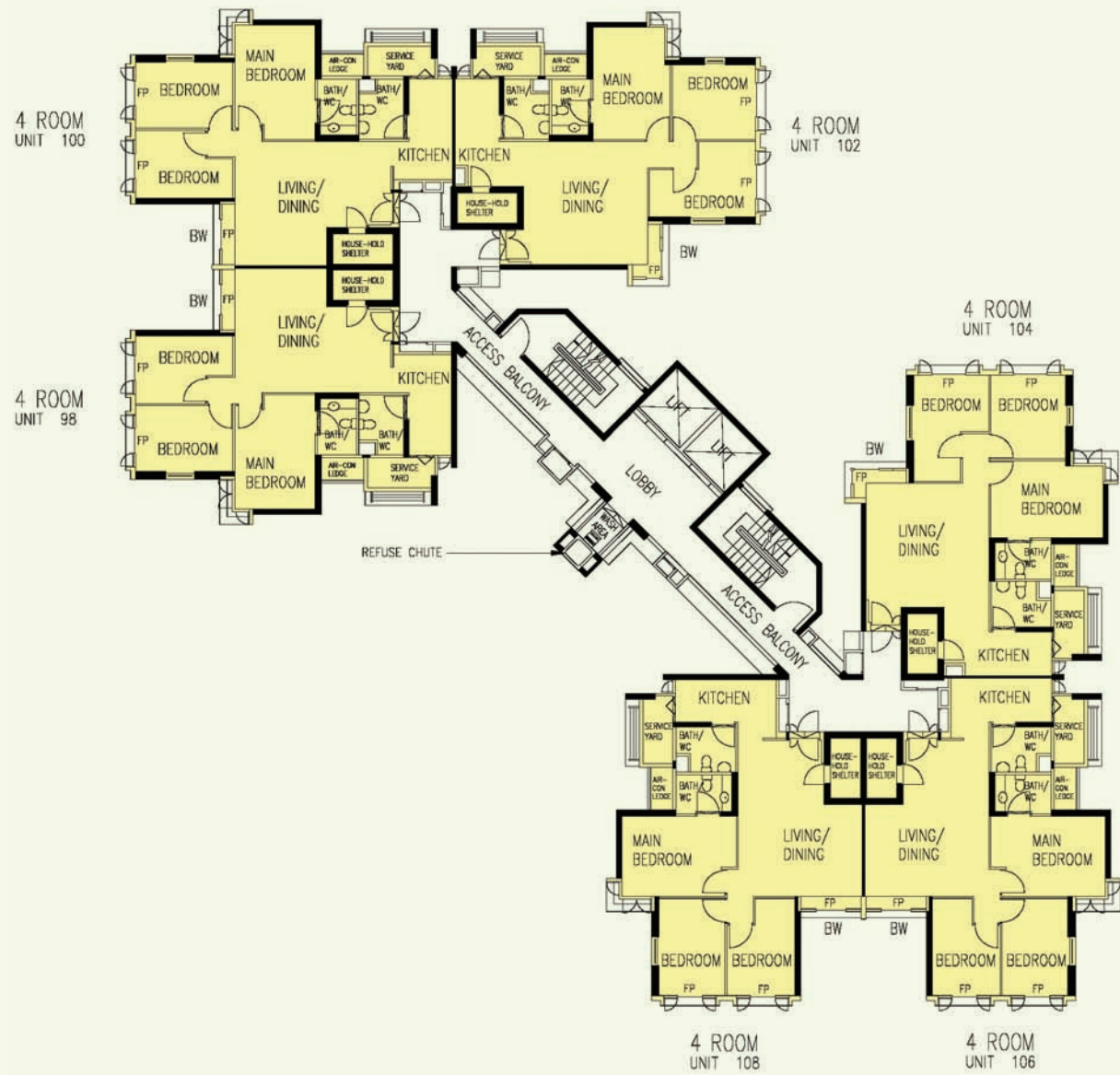
- Bedroom : decorative solid timber Door (D10) (optional)
- Bathroom/WC : laminated semi-solid timber door (Type D10a) (optional)
- Glazed porcelain ceramic tiles with timber skirting to Living/Dining floor
- Timber strip flooring with timber skirting to Bedroom floor
- Glazed porcelain ceramic tiles to Kitchen floor
- Glazed ceramic tiles to Bathroom/WC floor
- Glazed porcelain ceramic tiles to Household Shelter floor
- Glazed porcelain ceramic tiles with ceramic tiles skirting to Service Yard floor
- Vanity top wash basin for Master Bathroom/WC, hot water pipes and tap/shower/bath mixers
- Concealed Electrical Wiring & Water Supply Pipes

LEGEND:

4 Room

SCALE 0 2 4 6 8 10 METRES

The coloured floor plan is not intended to demarcate the boundary of the flat.



W1 - Three Quarter Height Window (approx. 500mm high parapet wall)
 BW - Bay Window (approx. 500mm high parapet wall)
 FP - Fixed Glass Panel (1000mm width x 1400mm height max)

Unless otherwise indicated all windows will be standard height windows.



10TH TO 17TH STOREY FLOOR PLAN BLOCK 410B


*This is a Premium Contract
It is provided with:*

- Bedroom : decorative solid timber Door (D10) (optional)
- Bathroom/WC : laminated semi-solid timber door (Type D10a) (optional)
- Glazed porcelain ceramic tiles with timber skirting to Living/Dining floor
- Timber strip flooring with timber skirting to Bedroom floor
- Glazed porcelain ceramic tiles to Kitchen floor
- Glazed ceramic tiles to Bathroom/WC floor
- Glazed porcelain ceramic tiles to Household Shelter floor
- Glazed porcelain ceramic tiles with ceramic tiles skirting to Service Yard floor
- Vanity top wash basin for Master Bathroom/WC, hot water pipes and tap/shower/bath mixers
- Concealed Electrical Wiring & Water Supply Pipes

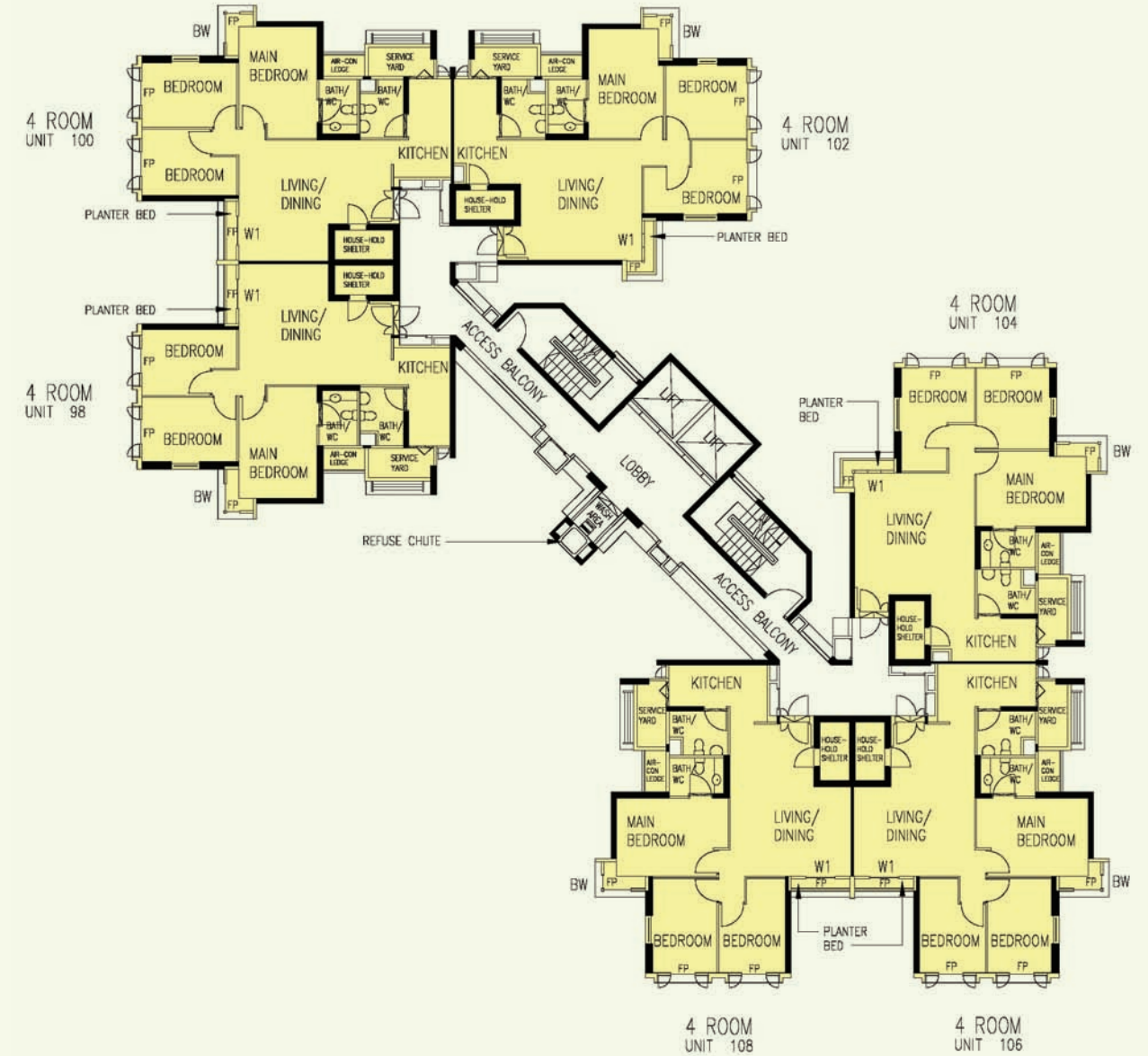
LEGEND:

4 Room

SCALE 0 2 4 6 8 10 METRES



The coloured floor plan is not intended to demarcate the boundary of the flat.



W1 - Three Quarter Height Window (approx. 500mm high parapet wall)
 BW - Bay Window (approx. 500mm high parapet wall)
 FP - Fixed Glass Panel (1000mm width x 1400mm height max)

Unless otherwise indicated all windows will be standard height windows.



18TH TO 25TH STOREY FLOOR PLAN BLOCK 410B


*This is a Premium Contract
It is provided with:*

- Bedroom : decorative solid timber Door (D10) (optional)
- Bathroom/WC : laminated semi-solid timber door (Type D10a) (optional)
- Glazed porcelain ceramic tiles with timber skirting to Living/Dining floor
- Timber strip flooring with timber skirting to Bedroom floor
- Glazed porcelain ceramic tiles to Kitchen floor
- Glazed ceramic tiles to Bathroom/WC floor
- Glazed porcelain ceramic tiles to Household Shelter floor
- Glazed porcelain ceramic tiles with ceramic tiles skirting to Service Yard floor
- Vanity top wash basin for Master Bathroom/WC, hot water pipes and tap/shower/bath mixers
- Concealed Electrical Wiring & Water Supply Pipes

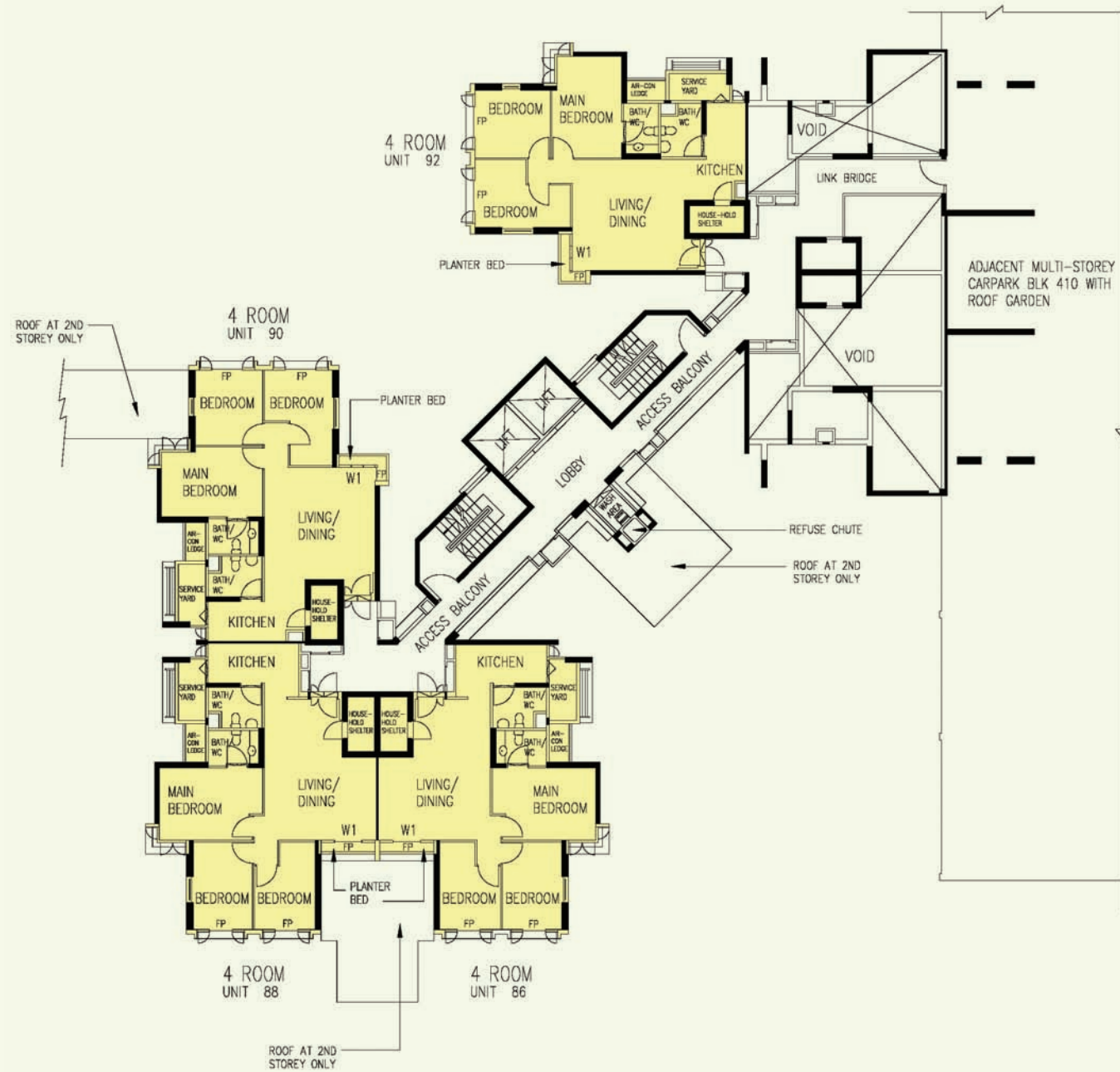
LEGEND:

4 Room

SCALE 0 2 4 6 8 10 METRES



The coloured floor plan is not intended to demarcate the boundary of the flat.



W1 - Three Quarter Height Window (approx. 500mm high parapet wall)
 BW - Bay Window (approx. 500mm high parapet wall)
 FP - Fixed Glass Panel (1000mm width x 1400mm height max)

Unless otherwise indicated all windows will be standard height windows.



2ND TO 4TH STOREY FLOOR PLAN BLOCK 410C


*This is a Premium Contract
It is provided with:*

- Bedroom : decorative solid timber Door (D10) (optional)
- Bathroom/WC : laminated semi-solid timber door (Type D10a) (optional)
- Glazed porcelain ceramic tiles with timber skirting to Living/Dining floor
- Timber strip flooring with timber skirting to Bedroom floor
- Glazed porcelain ceramic tiles to Kitchen floor
- Glazed ceramic tiles to Bathroom/WC floor
- Glazed porcelain ceramic tiles to Household Shelter floor
- Glazed porcelain ceramic tiles with ceramic tiles skirting to Service Yard floor
- Vanity top wash basin for Master Bathroom/WC, hot water pipes and tap/shower/bath mixers
- Concealed Electrical Wiring & Water Supply Pipes

LEGEND:

4 Room

SCALE 0 2 4 6 8 10 METRES



The coloured floor plan is not intended to demarcate the boundary of the flat.



W1 - Three Quarter Height Window (approx. 500mm high parapet wall)
 BW - Bay Window (approx. 500mm high parapet wall)
 FP - Fixed Glass Panel (1000mm width x 1400mm height max)

Unless otherwise indicated all windows will be standard height windows.



5TH STOREY FLOOR PLAN BLOCK 410C

*This is a Premium Contract
It is provided with:*

- Bedroom : decorative solid timber Door (D10) (optional)
- Bathroom/WC : laminated semi-solid timber door (Type D10a) (optional)
- Glazed porcelain ceramic tiles with timber skirting to Living/Dining floor
- Timber strip flooring with timber skirting to Bedroom floor
- Glazed porcelain ceramic tiles to Kitchen floor
- Glazed ceramic tiles to Bathroom/WC floor
- Glazed porcelain ceramic tiles to Household Shelter floor
- Glazed porcelain ceramic tiles with ceramic tiles skirting to Service Yard floor
- Vanity top wash basin for Master Bathroom/WC, hot water pipes and tap/shower/bath mixers
- Concealed Electrical Wiring & Water Supply Pipes

LEGEND:

4 Room

SCALE 0 2 4 6 8 10 METRES



The coloured floor plan is not intended to demarcate the boundary of the flat.



W1 - Three Quarter Height Window (approx. 500mm high parapet wall)
 BW - Bay Window (approx. 500mm high parapet wall)
 FP - Fixed Glass Panel (1000mm width x 1400mm height max)

Unless otherwise indicated all windows will be standard height windows.



6TH TO 9TH STOREY FLOOR PLAN BLOCK 410C


*This is a Premium Contract
It is provided with:*

- Bedroom : decorative solid timber Door (D10) (optional)
- Bathroom/WC : laminated semi-solid timber door (Type D10a) (optional)
- Glazed porcelain ceramic tiles with timber skirting to Living/Dining floor
- Timber strip flooring with timber skirting to Bedroom floor
- Glazed porcelain ceramic tiles to Kitchen floor
- Glazed ceramic tiles to Bathroom/WC floor
- Glazed porcelain ceramic tiles to Household Shelter floor
- Glazed porcelain ceramic tiles with ceramic tiles skirting to Service Yard floor
- Vanity top wash basin for Master Bathroom/WC, hot water pipes and tap/shower/bath mixers
- Concealed Electrical Wiring & Water Supply Pipes

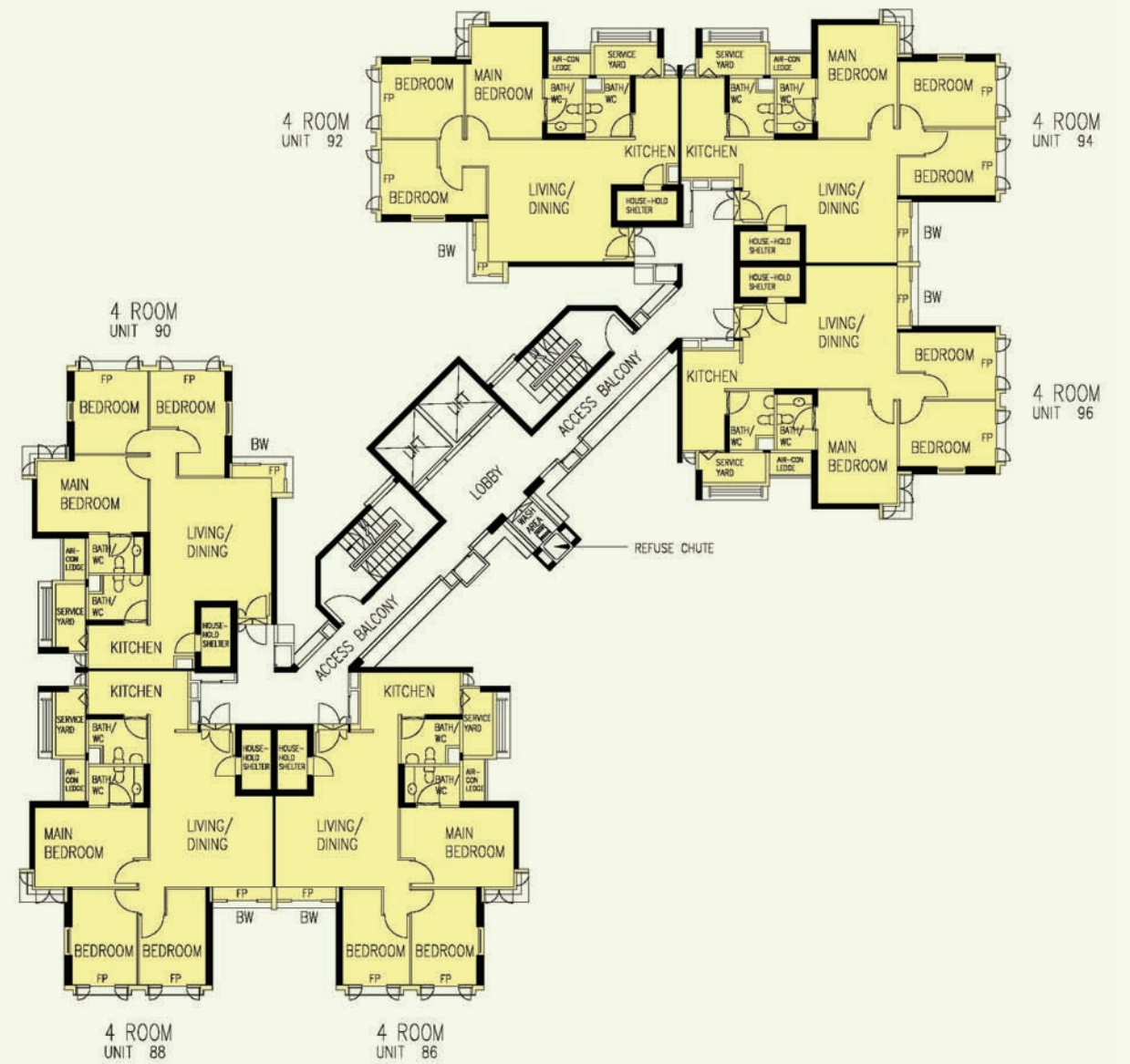
LEGEND:

4 Room

SCALE 0 2 4 6 8 10 METRES



The coloured floor plan is not intended to demarcate the boundary of the flat.



W1 - Three Quarter Height Window (approx. 500mm high parapet wall)
 BW - Bay Window (approx. 500mm high parapet wall)
 FP - Fixed Glass Panel (1000mm width x 1400mm height max)

Unless otherwise indicated all windows will be standard height windows.



10TH TO 17TH STOREY FLOOR PLAN BLOCK 410C

*This is a Premium Contract
It is provided with:*

- Bedroom : decorative solid timber Door (D10) (optional)
- Bathroom/WC : laminated semi-solid timber door (Type D10a) (optional)
- Glazed porcelain ceramic tiles with timber skirting to Living/Dining floor
- Timber strip flooring with timber skirting to Bedroom floor
- Glazed porcelain ceramic tiles to Kitchen floor
- Glazed ceramic tiles to Bathroom/WC floor
- Glazed porcelain ceramic tiles to Household Shelter floor
- Glazed porcelain ceramic tiles with ceramic tiles skirting to Service Yard floor
- Vanity top wash basin for Master Bathroom/WC, hot water pipes and tap/shower/bath mixers
- Concealed Electrical Wiring & Water Supply Pipes

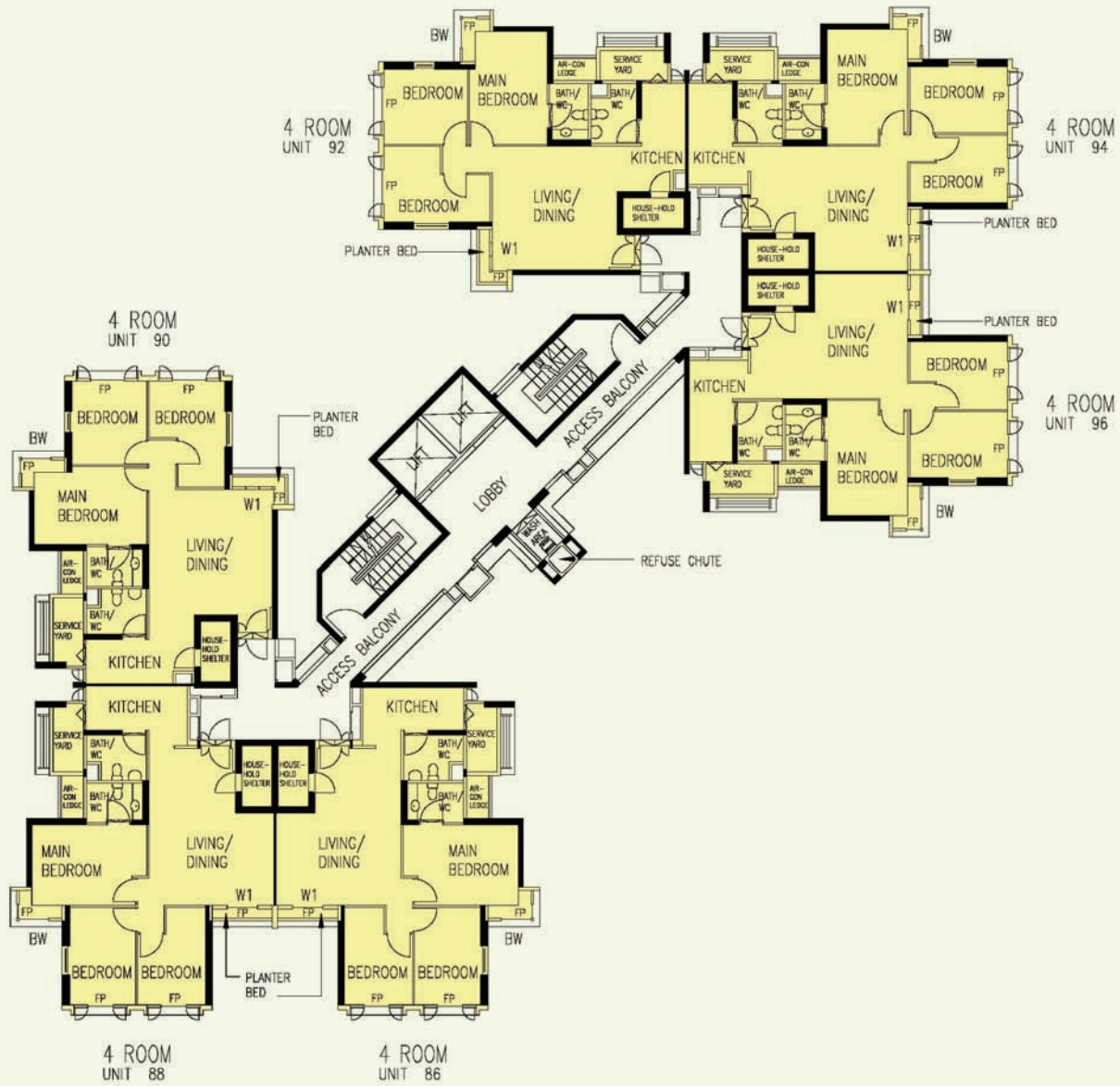
LEGEND:

4 Room

SCALE 0 2 4 6 8 10 METRES



The coloured floor plan is not intended to demarcate the boundary of the flat.



W1 - Three Quarter Height Window (approx. 500mm high parapet wall)
 BW - Bay Window (approx. 500mm high parapet wall)
 FP - Fixed Glass Panel (1000mm width x 1400mm height max)

Unless otherwise indicated all windows will be standard height windows.



18TH TO 25TH STOREY FLOOR PLAN BLOCK 410C

**This is a Premium Contract
It is provided with:**

- Bedroom : decorative solid timber Door (D10) (optional)
- Bathroom/WC : laminated semi-solid timber door (Type D10a) (optional)
- Glazed porcelain ceramic tiles with timber skirting to Living/Dining floor
- Timber strip flooring with timber skirting to Bedroom floor
- Glazed porcelain ceramic tiles to Kitchen floor
- Glazed ceramic tiles to Bathroom/WC floor
- Glazed porcelain ceramic tiles to Household Shelter floor
- Glazed porcelain ceramic tiles with ceramic tiles skirting to Service Yard floor
- Vanity top wash basin for Master Bathroom/WC, hot water pipes and tap/shower/bath mixers
- Concealed Electrical Wiring & Water Supply Pipes

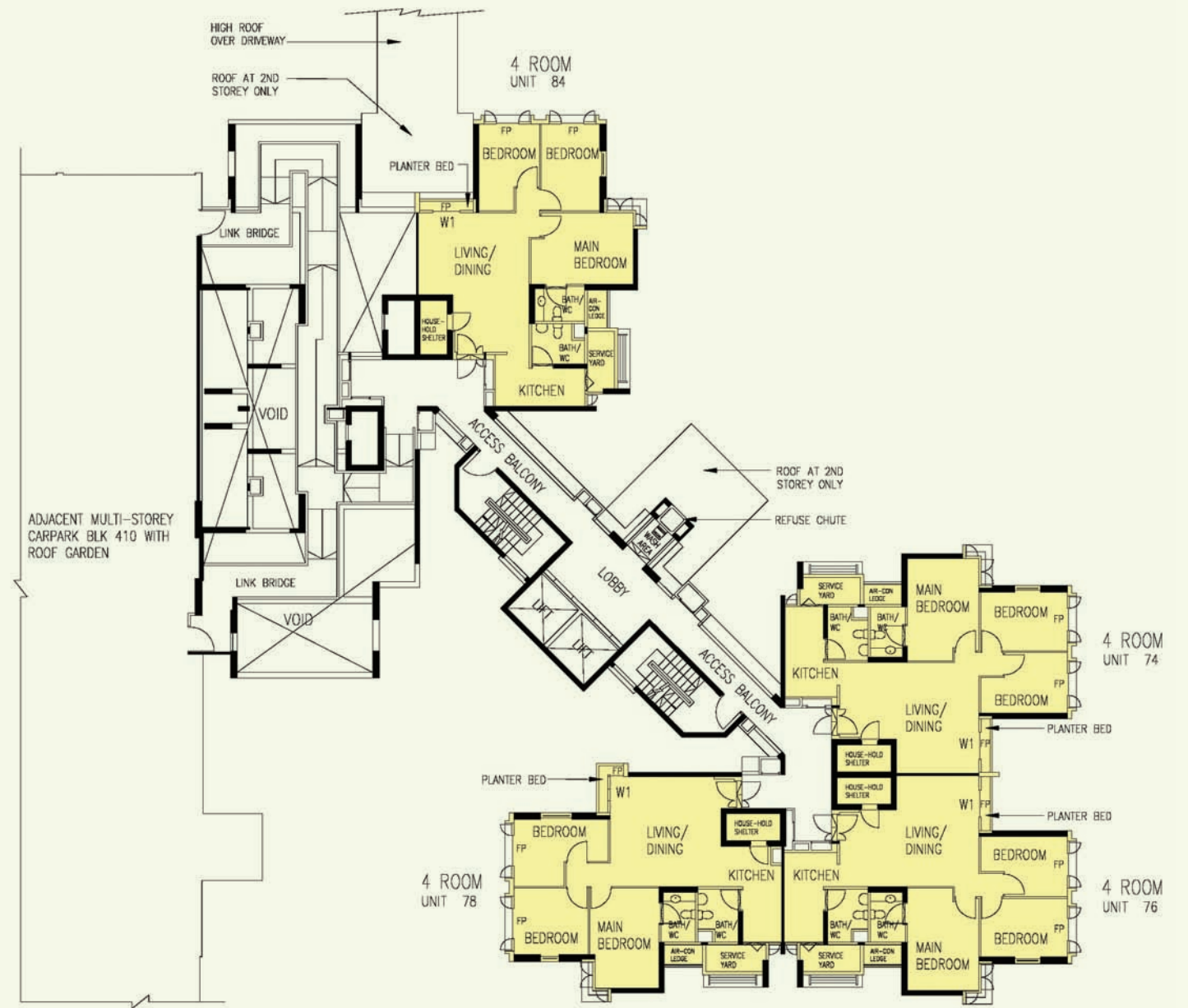
LEGEND:

4 Room

SCALE 0 2 4 6 8 10 METRES



The coloured floor plan is not intended to demarcate the boundary of the flat.



W1 - Three Quarter Height Window (approx. 500mm high parapet wall)
 BW - Bay Window (approx. 500mm high parapet wall)
 FP - Fixed Glass Panel (1000mm width x 1400mm height max)

Unless otherwise indicated all windows will be standard height windows.



2ND TO 4TH STOREY FLOOR PLAN BLOCK 411A


**This is a Premium Contract
It is provided with:**

- Bedroom : decorative solid timber Door (D10) (optional)
- Bathroom/WC : laminated semi-solid timber door (Type D10a) (optional)
- Glazed porcelain ceramic tiles with timber skirting to Living/Dining floor
- Timber strip flooring with timber skirting to Bedroom floor
- Glazed porcelain ceramic tiles to Kitchen floor
- Glazed ceramic tiles to Bathroom/WC floor
- Glazed porcelain ceramic tiles to Household Shelter floor
- Glazed porcelain ceramic tiles with ceramic tiles skirting to Service Yard floor
- Vanity top wash basin for Master Bathroom/WC, hot water pipes and tap/shower/bath mixers
- Concealed Electrical Wiring & Water Supply Pipes

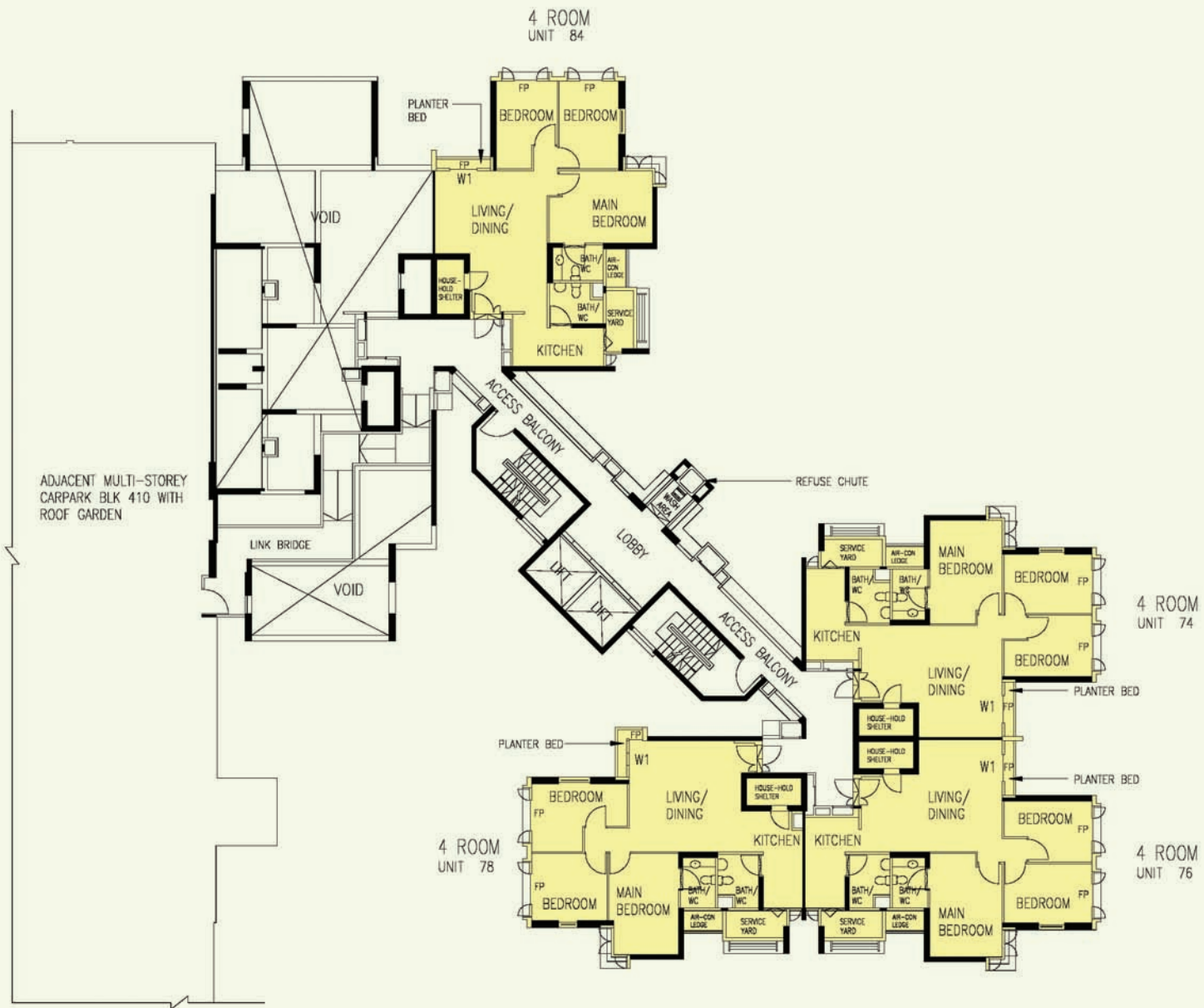
LEGEND:

4 Room

SCALE 0 2 4 6 8 10 METRES



The coloured floor plan is not intended to demarcate the boundary of the flat.



W1 - Three Quarter Height Window (approx. 500mm high parapet wall)
 BW - Bay Window (approx. 500mm high parapet wall)
 FP - Fixed Glass Panel (1000mm width x 1400mm height max)

Unless otherwise indicated all windows will be standard height windows.



5TH STOREY FLOOR PLAN BLOCK 411A

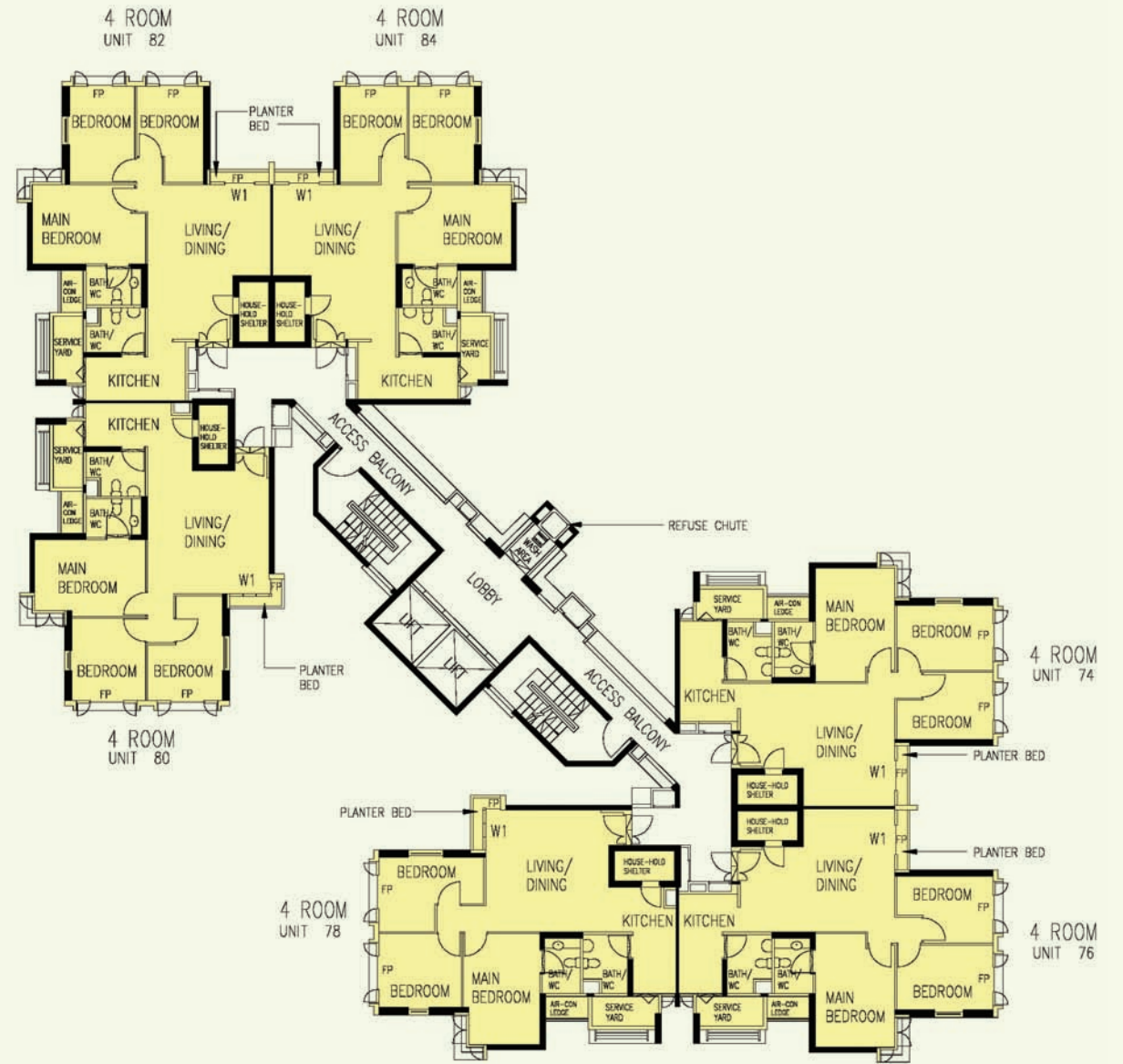
**This is a Premium Contract
It is provided with:**

- Bedroom : decorative solid timber Door (D10) (optional)
- Bathroom/WC : laminated semi-solid timber door (Type D10a) (optional)
- Glazed porcelain ceramic tiles with timber skirting to Living/Dining floor
- Timber strip flooring with timber skirting to Bedroom floor
- Glazed porcelain ceramic tiles to Kitchen floor
- Glazed ceramic tiles to Bathroom/WC floor
- Glazed porcelain ceramic tiles to Household Shelter floor
- Glazed porcelain ceramic tiles with ceramic tiles skirting to Service Yard floor
- Vanity top wash basin for Master Bathroom/WC, hot water pipes and tap/shower/bath mixers
- Concealed Electrical Wiring & Water Supply Pipes

LEGEND:
 4 Room

SCALE 0 2 4 6 8 10 METRES

The coloured floor plan is not intended to demarcate the boundary of the flat.



W1 - Three Quarter Height Window (approx. 500mm high parapet wall)
 BW - Bay Window (approx. 500mm high parapet wall)
 FP - Fixed Glass Panel (1000mm width x 1400mm height max)

Unless otherwise indicated all windows will be standard height windows.



6TH TO 9TH STOREY FLOOR PLAN BLOCK 411A

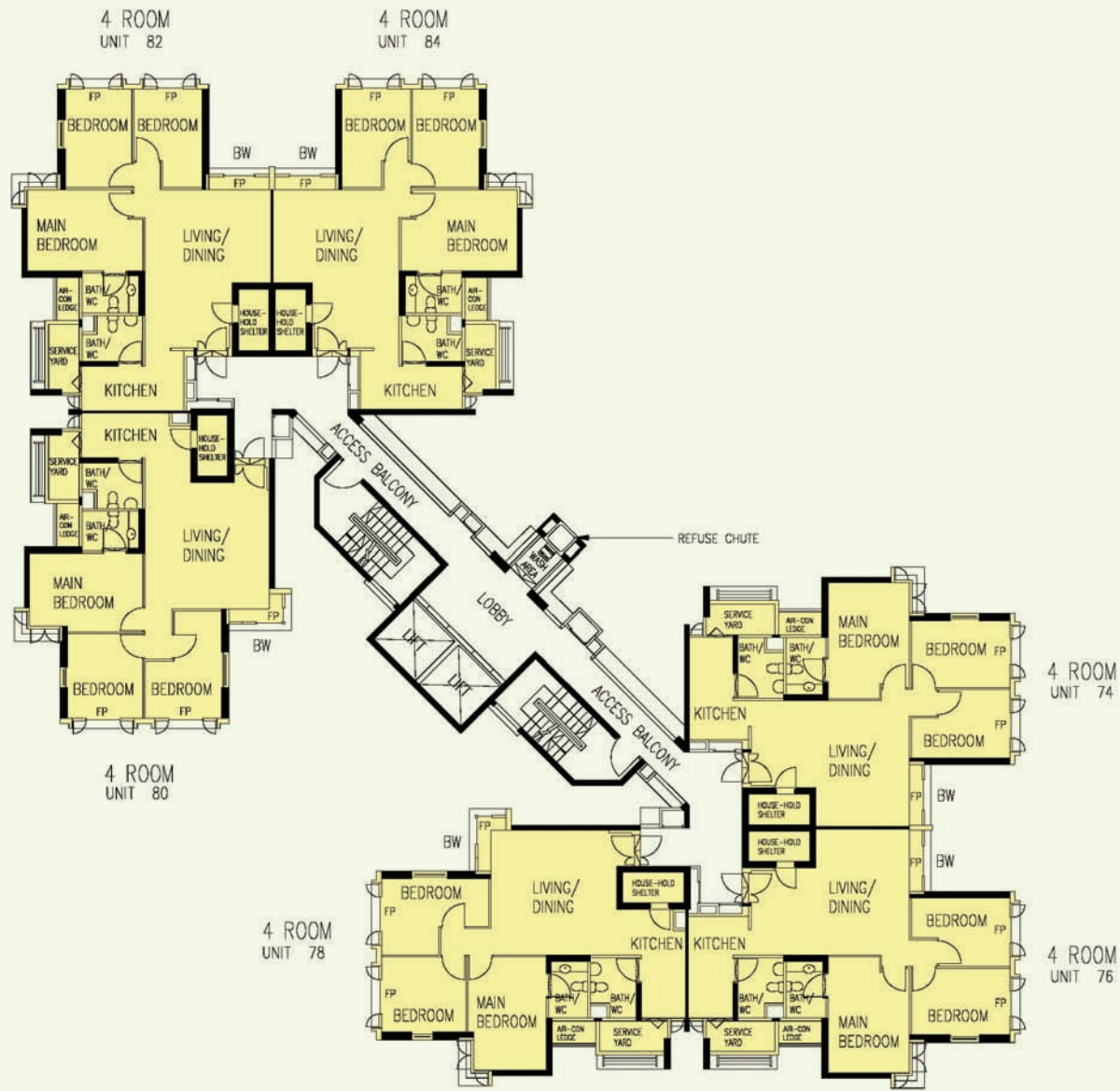
**This is a Premium Contract
It is provided with:**

- Bedroom : decorative solid timber Door (D10) (optional)
- Bathroom/WC : laminated semi-solid timber door (Type D10a) (optional)
- Glazed porcelain ceramic tiles with timber skirting to Living/Dining floor
- Timber strip flooring with timber skirting to Bedroom floor
- Glazed porcelain ceramic tiles to Kitchen floor
- Glazed ceramic tiles to Bathroom/WC floor
- Glazed porcelain ceramic tiles to Household Shelter floor
- Glazed porcelain ceramic tiles with ceramic tiles skirting to Service Yard floor
- Vanity top wash basin for Master Bathroom/WC, hot water pipes and tap/shower/bath mixers
- Concealed Electrical Wiring & Water Supply Pipes

LEGEND:
 4 Room

SCALE 0 2 4 6 8 10 METRES

The coloured floor plan is not intended to demarcate the boundary of the flat.




W1 - Three Quarter Height Window (approx. 500mm high parapet wall)
 BW - Bay Window (approx. 500mm high parapet wall)
 FP - Fixed Glass Panel (1000mm width x 1400mm height max)

Unless otherwise indicated all windows will be standard height windows.

10TH TO 17TH STOREY FLOOR PLAN BLOCK 411A

**This is a Premium Contract
It is provided with:**

- Bedroom : decorative solid timber Door (D10) (optional)
- Bathroom/WC : laminated semi-solid timber door (Type D10a) (optional)
- Glazed porcelain ceramic tiles with timber skirting to Living/Dining floor
- Timber strip flooring with timber skirting to Bedroom floor
- Glazed porcelain ceramic tiles to Kitchen floor
- Glazed ceramic tiles to Bathroom/WC floor
- Glazed porcelain ceramic tiles to Household Shelter floor
- Glazed porcelain ceramic tiles with ceramic tiles skirting to Service Yard floor
- Vanity top wash basin for Master Bathroom/WC, hot water pipes and tap/shower/bath mixers
- Concealed Electrical Wiring & Water Supply Pipes

LEGEND:
 4 Room

SCALE 0 2 4 6 8 10 METRES

The coloured floor plan is not intended to demarcate the boundary of the flat.



W1 - Three Quarter Height Window (approx. 500mm high parapet wall)
 BW - Bay Window (approx. 500mm high parapet wall)
 FP - Fixed Glass Panel (1000mm width x 1400mm height max)

Unless otherwise indicated all windows will be standard height windows.

18TH TO 25TH STOREY FLOOR PLAN BLOCK 411A

**This is a Premium Contract
It is provided with:**

- Bedroom : decorative solid timber Door (D10) (optional)
- Bathroom/WC : laminated semi-solid timber door (Type D10a) (optional)
- Glazed porcelain ceramic tiles with timber skirting to Living/Dining floor
- Timber strip flooring with timber skirting to Bedroom floor
- Glazed porcelain ceramic tiles to Kitchen floor
- Glazed ceramic tiles to Bathroom/WC floor
- Glazed porcelain ceramic tiles to Household Shelter floor
- Glazed porcelain ceramic tiles with ceramic tiles skirting to Service Yard floor
- Vanity top wash basin for Master Bathroom/WC, hot water pipes and tap/shower/bath mixers
- Concealed Electrical Wiring & Water Supply Pipes

LEGEND:
 4 Room

SCALE 0 2 4 6 8 10 METRES

The coloured floor plan is not intended to demarcate the boundary of the flat.



W1 - Three Quarter Height Window (approx. 500mm high parapet wall)
 BW - Bay Window (approx. 500mm high parapet wall)
 FP - Fixed Glass Panel (1000mm width x 1400mm height max)

Unless otherwise indicated all windows will be standard height windows.



2ND TO 4TH STOREY FLOOR PLAN BLOCK 411B


**This is a Premium Contract
It is provided with:**

- Bedroom : decorative solid timber Door (D10) (optional)
- Bathroom/WC : laminated semi-solid timber door (Type D10a) (optional)
- Glazed porcelain ceramic tiles with timber skirting to Living/Dining floor
- Timber strip flooring with timber skirting to Bedroom floor
- Glazed porcelain ceramic tiles to Kitchen floor
- Glazed ceramic tiles to Bathroom/WC floor
- Glazed porcelain ceramic tiles to Household Shelter floor
- Glazed porcelain ceramic tiles with ceramic tiles skirting to Service Yard floor
- Vanity top wash basin for Master Bathroom/WC, hot water pipes and tap/shower/bath mixers
- Concealed Electrical Wiring & Water Supply Pipes

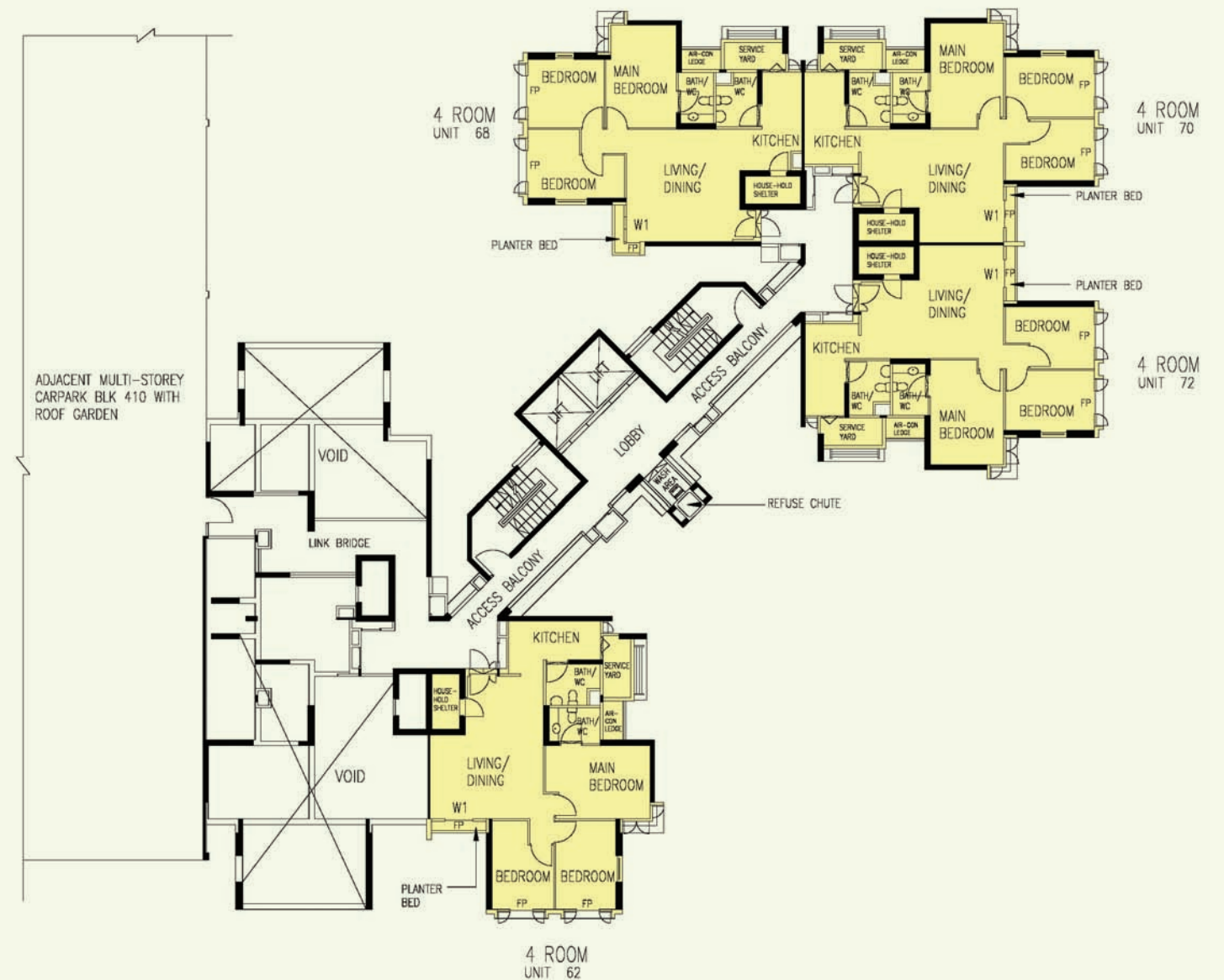
LEGEND:

4 Room

SCALE 0 2 4 6 8 10 METRES



The coloured floor plan is not intended to demarcate the boundary of the flat.



W1 - Three Quarter Height Window (approx. 500mm high parapet wall)
 BW - Bay Window (approx. 500mm high parapet wall)
 FP - Fixed Glass Panel (1000mm width x 1400mm height max)

Unless otherwise indicated all windows will be standard height windows.



5TH STOREY FLOOR PLAN BLOCK 411B

**This is a Premium Contract
It is provided with:**

- Bedroom : decorative solid timber Door (D10) (optional)
- Bathroom/WC : laminated semi-solid timber door (Type D10a) (optional)
- Glazed porcelain ceramic tiles with timber skirting to Living/Dining floor
- Timber strip flooring with timber skirting to Bedroom floor
- Glazed porcelain ceramic tiles to Kitchen floor
- Glazed ceramic tiles to Bathroom/WC floor
- Glazed porcelain ceramic tiles to Household Shelter floor
- Glazed porcelain ceramic tiles with ceramic tiles skirting to Service Yard floor
- Vanity top wash basin for Master Bathroom/WC, hot water pipes and tap/shower/bath mixers
- Concealed Electrical Wiring & Water Supply Pipes

LEGEND:

4 Room

SCALE 0 2 4 6 8 10 METRES



The coloured floor plan is not intended to demarcate the boundary of the flat.



W1 - Three Quarter Height Window (approx. 500mm high parapet wall)
 BW - Bay Window (approx. 500mm high parapet wall)
 FP - Fixed Glass Panel (1000mm width x 1400mm height max)

Unless otherwise indicated all windows will be standard height windows.



6TH TO 9TH STOREY FLOOR PLAN BLOCK 411B


*This is a Premium Contract
It is provided with:*

- Bedroom : decorative solid timber Door (D10) (optional)
- Bathroom/WC : laminated semi-solid timber door (Type D10a) (optional)
- Glazed porcelain ceramic tiles with timber skirting to Living/Dining floor
- Timber strip flooring with timber skirting to Bedroom floor
- Glazed porcelain ceramic tiles to Kitchen floor
- Glazed ceramic tiles to Bathroom/WC floor
- Glazed porcelain ceramic tiles to Household Shelter floor
- Glazed porcelain ceramic tiles with ceramic tiles skirting to Service Yard floor
- Vanity top wash basin for Master Bathroom/WC, hot water pipes and tap/shower/bath mixers
- Concealed Electrical Wiring & Water Supply Pipes

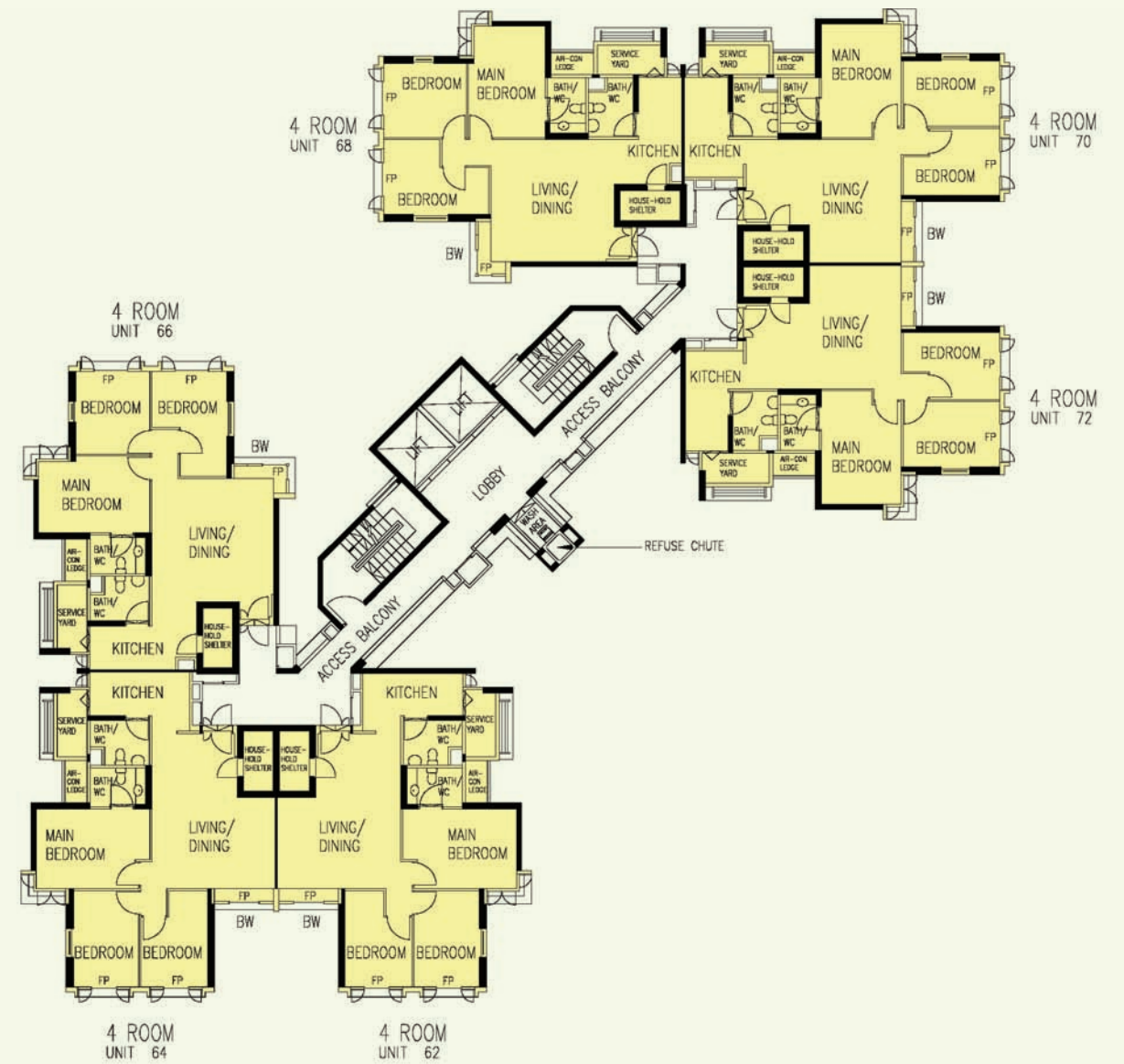
LEGEND:

4 Room

SCALE 0 2 4 6 8 10 METRES



The coloured floor plan is not intended to demarcate the boundary of the flat.



W1 - Three Quarter Height Window (approx. 500mm high parapet wall)
 BW - Bay Window (approx. 500mm high parapet wall)
 FP - Fixed Glass Panel (1000mm width x 1400mm height max)

Unless otherwise indicated all windows will be standard height windows.



10TH TO 17TH STOREY FLOOR PLAN BLOCK 411B

*This is a Premium Contract
It is provided with:*

- Bedroom : decorative solid timber Door (D10) (optional)
- Bathroom/WC : laminated semi-solid timber door (Type D10a) (optional)
- Glazed porcelain ceramic tiles with timber skirting to Living/Dining floor
- Timber strip flooring with timber skirting to Bedroom floor
- Glazed porcelain ceramic tiles to Kitchen floor
- Glazed ceramic tiles to Bathroom/WC floor
- Glazed porcelain ceramic tiles to Household Shelter floor
- Glazed porcelain ceramic tiles with ceramic tiles skirting to Service Yard floor
- Vanity top wash basin for Master Bathroom/WC, hot water pipes and tap/shower/bath mixers
- Concealed Electrical Wiring & Water Supply Pipes

LEGEND:

4 Room

SCALE 0 2 4 6 8 10 METRES



The coloured floor plan is not intended to demarcate the boundary of the flat.

Fernvale Vista



Sengkang N4 C7 Standard Flats


Scale 0 20 40 60 Metres



LEGEND:

- 2 - Room
- 3 - Room
- 4 - Room
- Reserved for / Existing Development
- Single Storey / Linkway / Precinct Pavilion
- Linkbridge at 2nd, 3rd & 4th Storey
- Residents' Committee Centre (RCC) at 1st Storey
- Children Playground (PG) / Fitness Station / Elderly Fitness Station
- Childcare Centre (CCC) at 1st Storey
- Electrical Substation (ESS) on 1st Storey
- Utility Centre (UC) at 1st Storey
- Carparking
- Drainage Reserve
- Open Space
- Staircase
- Centralised Refuse Chute (CRC) / Chute for Recyclable Refuse
- Lift
- (u/c) Under Construction

The information contained herein is subject to change at any time without notice and cannot form part of an offer or contract. The proposed facilities and their locations as shown are only estimates. The implementation of the facilities is subject to review by the Government or competent authorities. While reasonable care has been taken in providing this information, HDB shall not be responsible in any way for any damage or loss suffered by any person whether directly or indirectly as a result of reliance on the said information or as a result of any error or omission therein.



18TH TO 25TH STOREY FLOOR PLAN BLOCK 411B

W1 - Three Quarter Height Window (approx. 500mm high parapet wall)
 BW - Bay Window (approx. 500mm high parapet wall)
 FP - Fixed Glass Panel (1000mm width x 1400mm height max)


Unless otherwise indicated all windows will be standard height windows.



LEGEND:

- 4 Room

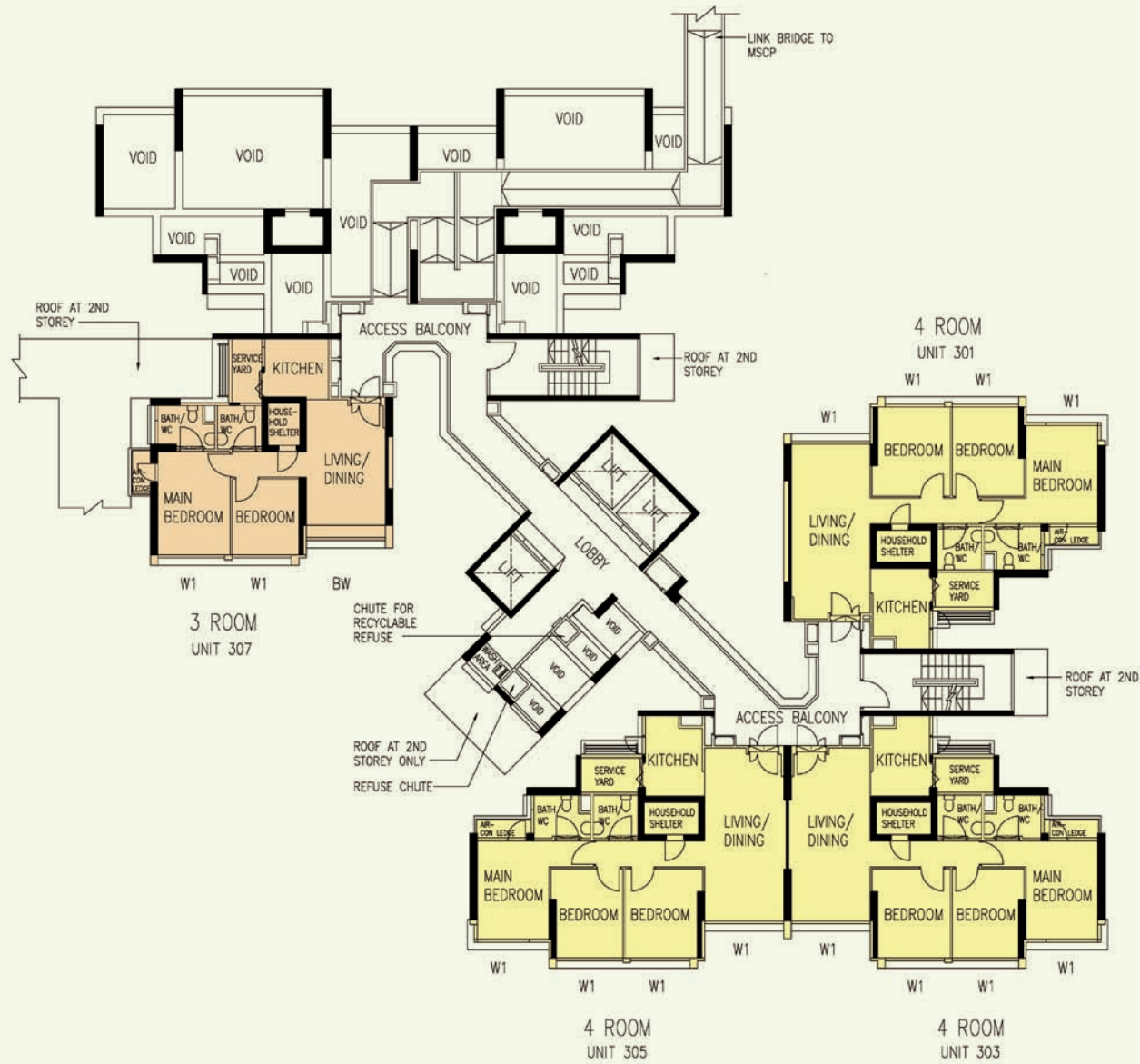
SCALE 0 2 4 6 8 10 METRES



This is a Premium Contract
 It is provided with:

- Bedroom : decorative solid timber Door (D10) (optional)
- Bathroom/WC : laminated semi-solid timber door (Type D10a) (optional)
- Glazed porcelain ceramic tiles with timber skirting to Living/Dining floor
- Timber strip flooring with timber skirting to Bedroom floor
- Glazed porcelain ceramic tiles to Kitchen floor
- Glazed ceramic tiles to Bathroom/WC floor
- Glazed porcelain ceramic tiles to Household Shelter floor
- Glazed porcelain ceramic tiles with ceramic tiles skirting to Service Yard floor
- Vanity top wash basin for Master Bathroom/WC, hot water pipes and tap/shower/bath mixers
- Concealed Electrical Wiring & Water Supply Pipes

The coloured floor plan is not intended to demarcate the boundary of the flat.



Window Legend:
W1 - Three Quarter Height Window (approx. 700mm high parapet wall)
BW - Bay Window (approx. 600mm high parapet wall)

Unless otherwise indicated all windows will be standard height windows.



2ND TO 4TH STOREY FLOOR PLAN BLOCK 441A

Additional Features:

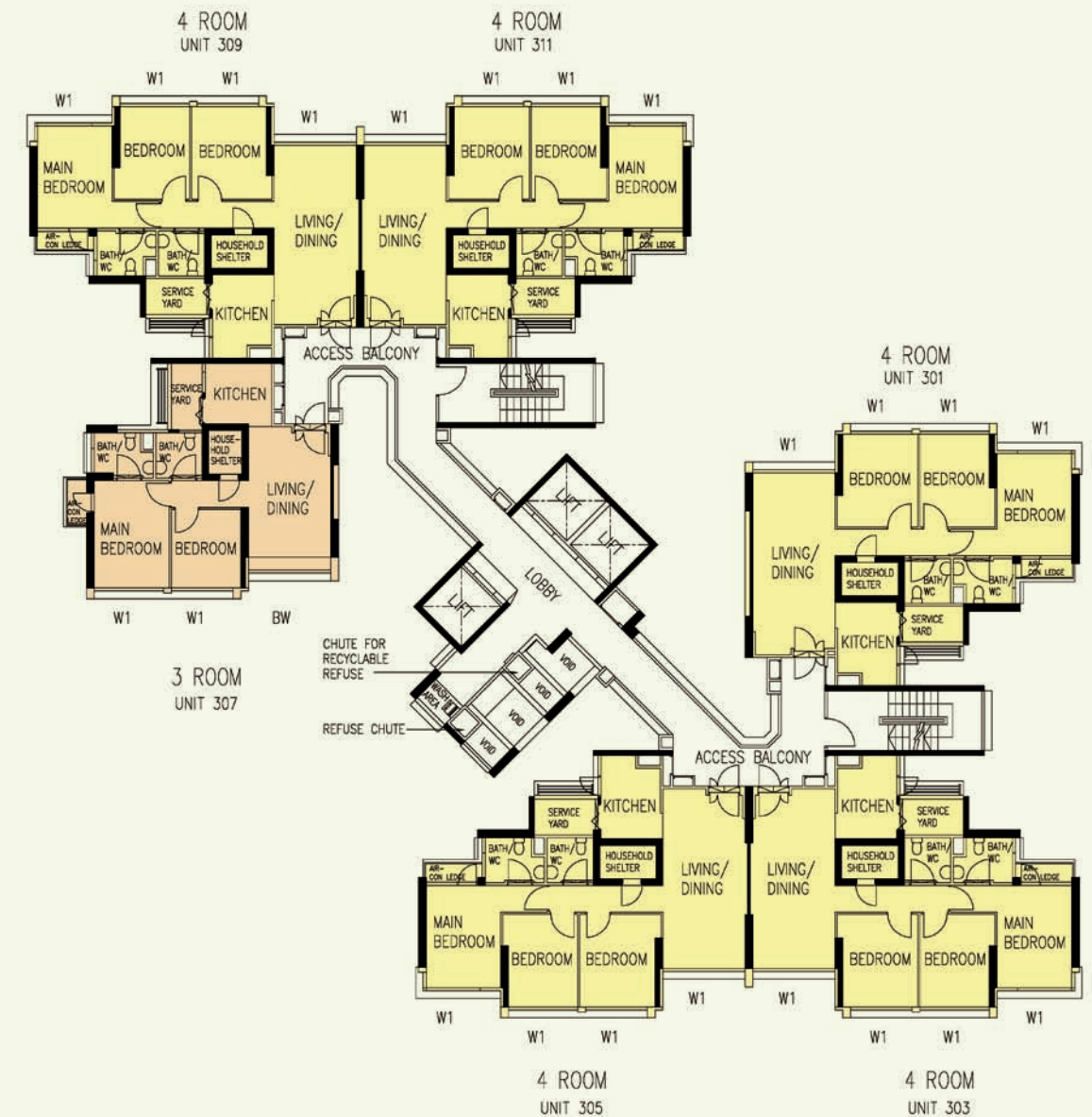
- Bedroom : Decorative Semi-Solid Timber Doors (Type D9)
- Bathrooms/WC : Laminated Semi-Solid Timber Doors (Type D9a)
- Ceramic Tiles to Bathrooms/WC/ Kitchen Floor
- Ceramic Tiles with Tile Skirting to Service Yard Floor
- Ceramic Tiles to Household Shelter Floor
- Concealed Electrical Wiring & Water Supply Pipes

LEGEND:

- 3 Room
- 4 Room

SCALE 0 2 4 6 8 10 METRES

The coloured floor plan is not intended to demarcate the boundary of the flat.



Window Legend:
W1 - Three Quarter Height Window (approx. 700mm high parapet wall)
BW - Bay Window (approx. 600mm high parapet wall)

Unless otherwise indicated all windows will be standard height windows.



5TH TO 17TH STOREY FLOOR PLAN BLOCK 441A

Additional Features:

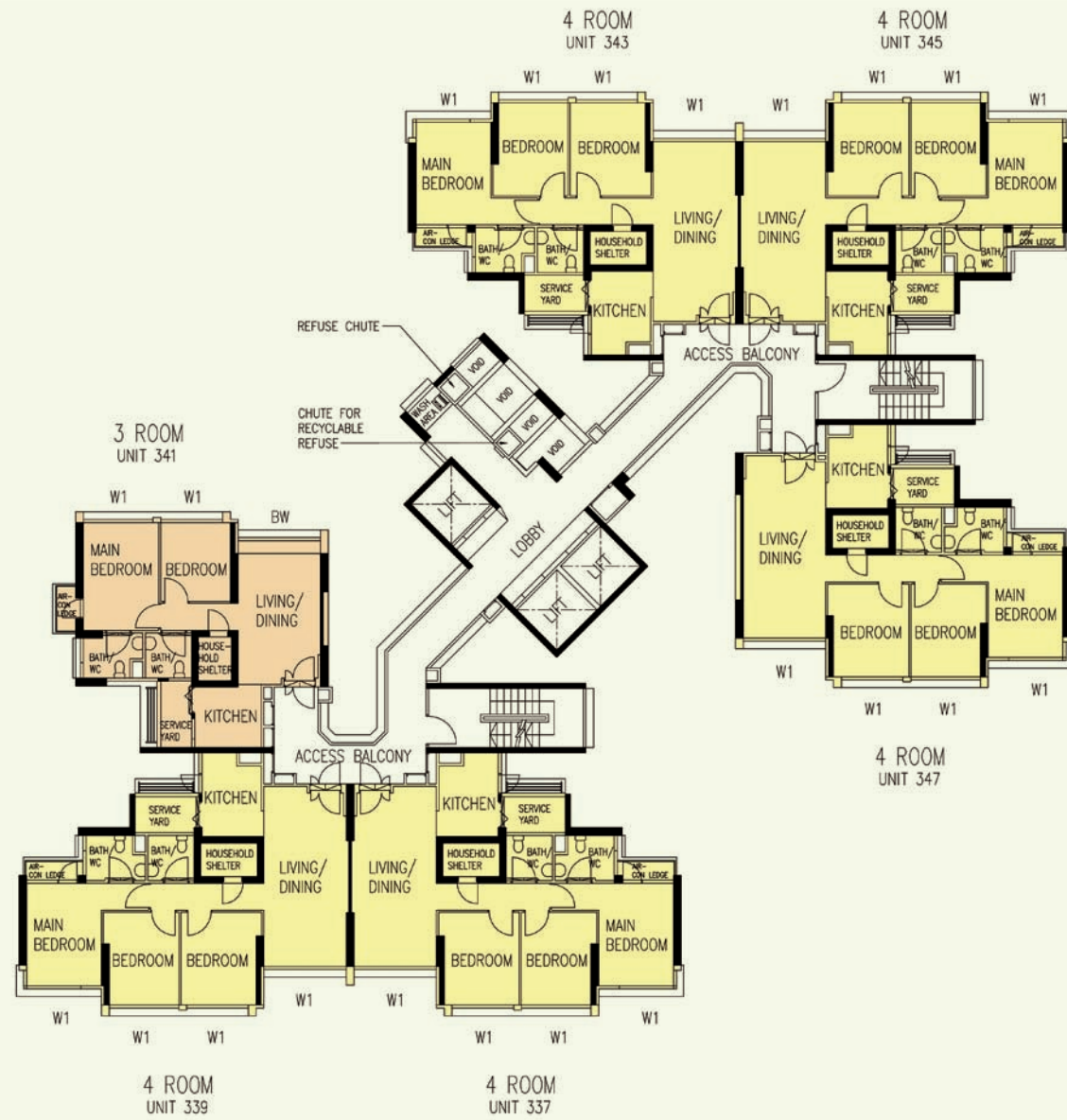
- Bedroom : Decorative Semi-Solid Timber Doors (Type D9)
- Bathrooms/WC : Laminated Semi-Solid Timber Doors (Type D9a)
- Ceramic Tiles to Bathrooms/WC/ Kitchen Floor
- Ceramic Tiles with Tile Skirting to Service Yard Floor
- Ceramic Tiles to Household Shelter Floor
- Concealed Electrical Wiring & Water Supply Pipes

LEGEND:

- 3 Room
- 4 Room

SCALE 0 2 4 6 8 10 METRES

The coloured floor plan is not intended to demarcate the boundary of the flat.



Window Legend:
 W1 - Three Quarter Height Window (approx. 700mm high parapet wall)
 BW - Bay Window (approx. 600mm high parapet wall)

Unless otherwise indicated all windows will be standard height windows.

5TH TO 17TH STOREY FLOOR PLAN BLOCK 441D

Additional Features:

- Bedroom : Decorative Semi-Solid Timber Doors (Type D9)
- Bathrooms/WC : Laminated Semi-Solid Timber Doors (Type D9a)
- Ceramic Tiles to Bathrooms/WC/ Kitchen Floor
- Ceramic Tiles with Tile Skirting to Service Yard Floor
- Ceramic Tiles to Household Shelter Floor
- Concealed Electrical Wiring & Water Supply Pipes

LEGEND:
 3 Room
 4 Room

SCALE 0 2 4 6 8 10 METRES



Fernvale Vista




Sengkang N4 C8 Standard Flats

Scale 0 20 40 60 Metres



LEGEND:

- 2 - Room
- 3 - Room
- 4 - Room
- Surrounding Buildings
- Reserved for / Existing Development
- Single Storey / Linkway / Precinct Pavilion / Shelter / Trellis
- Children Playground (PG) / Fitness Station / Elderly Fitness Station
- Education Centre at 1st Storey
- Electrical Substation (ESS) on 1st Storey
- Utility Centre (UC) at 1st Storey
- Multi-Storey Carparking
- Drainage Reserve
- Open Space
- Staircase
- Service Bay
- Centralised Refuse Chute (CRC)
- Lift
- (u/c) Under Construction



The information contained herein is subject to change at any time without notice and cannot form part of an offer or contract. The proposed facilities and their locations as shown are only estimates. The implementation of the facilities is subject to review by the Government or competent authorities. While reasonable care has been taken in providing this information, HDB shall not be responsible in any way for any damage or loss suffered by any person whether directly or indirectly as a result of reliance on the said information or as a result of any error or omission therein.



Window Legend:
W1 - Full Height Window (approx. 200mm high parapet wall)
W2 - 3/4 Height Window (approx. 550mm high parapet wall)
BW - Bay Window (3/4 Height) (approx. 550mm high parapet wall)

Unless otherwise indicated all windows will be standard height windows.

4TH, 6TH, 8TH, 10TH, 12TH, 14TH, 16TH, 18TH, 20TH & 22ND STOREY FLOOR PLAN BLOCK 443B

Additional Features:

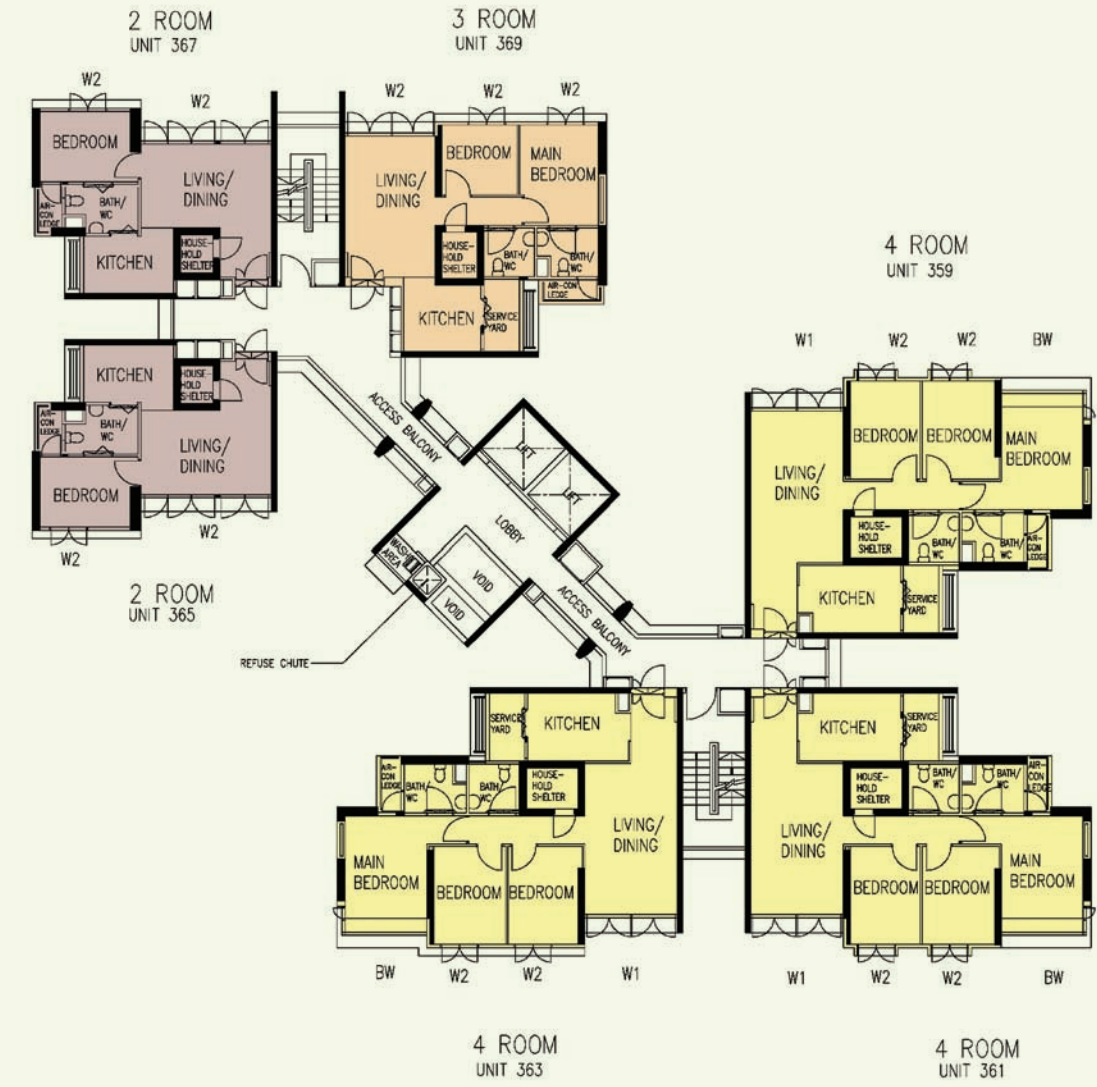
- Bedroom : Decorative Semi-Solid Timber Doors (Type D9) (optional)
- Bathroom/WC : Laminated Semi-Solid Timber Doors (Type D9a) for 3-Room & 4-Room (optional)
- Bathroom/WC : Acrylic Panel Folding Door for 2-Room
- Ceramic Tiles to Bathrooms/WC/ Kitchen Floor
- Ceramic Tiles with Ceramic Tile Skirting to Service Yard Floor
- Ceramic Tiles with Timber Skirting to Living/Dining/Bedrooms Floor (optional)
- Ceramic Tiles to Household Shelter Floor
- Concealed Electrical Wiring & Water Supply Pipes

LEGEND:

- 2 Room
- 3 Room
- 4 Room

SCALE 0 2 4 6 8 10 METRES

The coloured floor plan is not intended to demarcate the boundary of the flat.



Window Legend:
W1 - Full Height Window (approx. 200mm high parapet wall)
W2 - 3/4 Height Window (approx. 550mm high parapet wall)
BW - Bay Window (3/4 Height) (approx. 550mm high parapet wall)

Unless otherwise indicated all windows will be standard height windows.

5TH, 7TH, 9TH, 11TH, 13TH, 15TH, 17TH, 19TH & 21ST STOREY FLOOR PLAN BLOCK 443B

Additional Features:

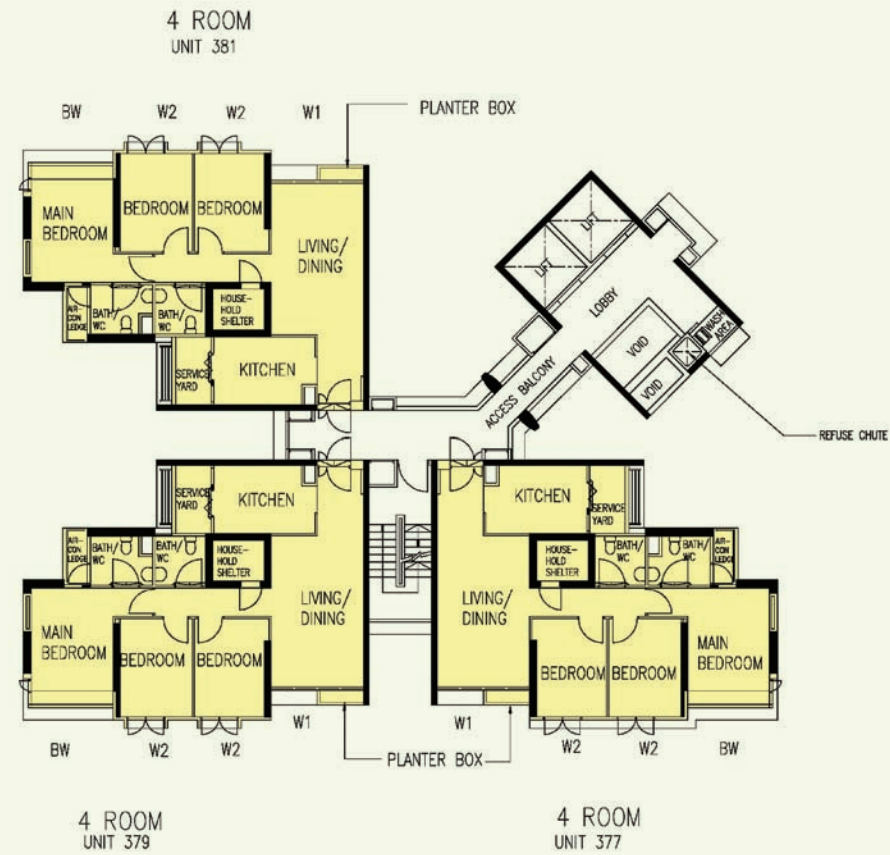
- Bedroom : Decorative Semi-Solid Timber Doors (Type D9) (optional)
- Bathroom/WC : Laminated Semi-Solid Timber Doors (Type D9a) for 3-Room & 4-Room (optional)
- Bathroom/WC : Acrylic Panel Folding Door for 2-Room
- Ceramic Tiles to Bathrooms/WC/ Kitchen Floor
- Ceramic Tiles with Ceramic Tile Skirting to Service Yard Floor
- Ceramic Tiles with Timber Skirting to Living/Dining/Bedrooms Floor (optional)
- Ceramic Tiles to Household Shelter Floor
- Concealed Electrical Wiring & Water Supply Pipes

LEGEND:

- 2 Room
- 3 Room
- 4 Room

SCALE 0 2 4 6 8 10 METRES

The coloured floor plan is not intended to demarcate the boundary of the flat.



Window Legend:
 W1 - Full Height Window (approx. 200mm high parapet wall)
 W2 - 3/4 Height Window (approx. 550mm high parapet wall)
 BW - Bay Window (3/4 Height) (approx. 550mm high parapet wall)

Unless otherwise indicated all windows will be standard height windows.



24TH & 26TH STOREY FLOOR PLAN BLOCK 443C

Additional Features:

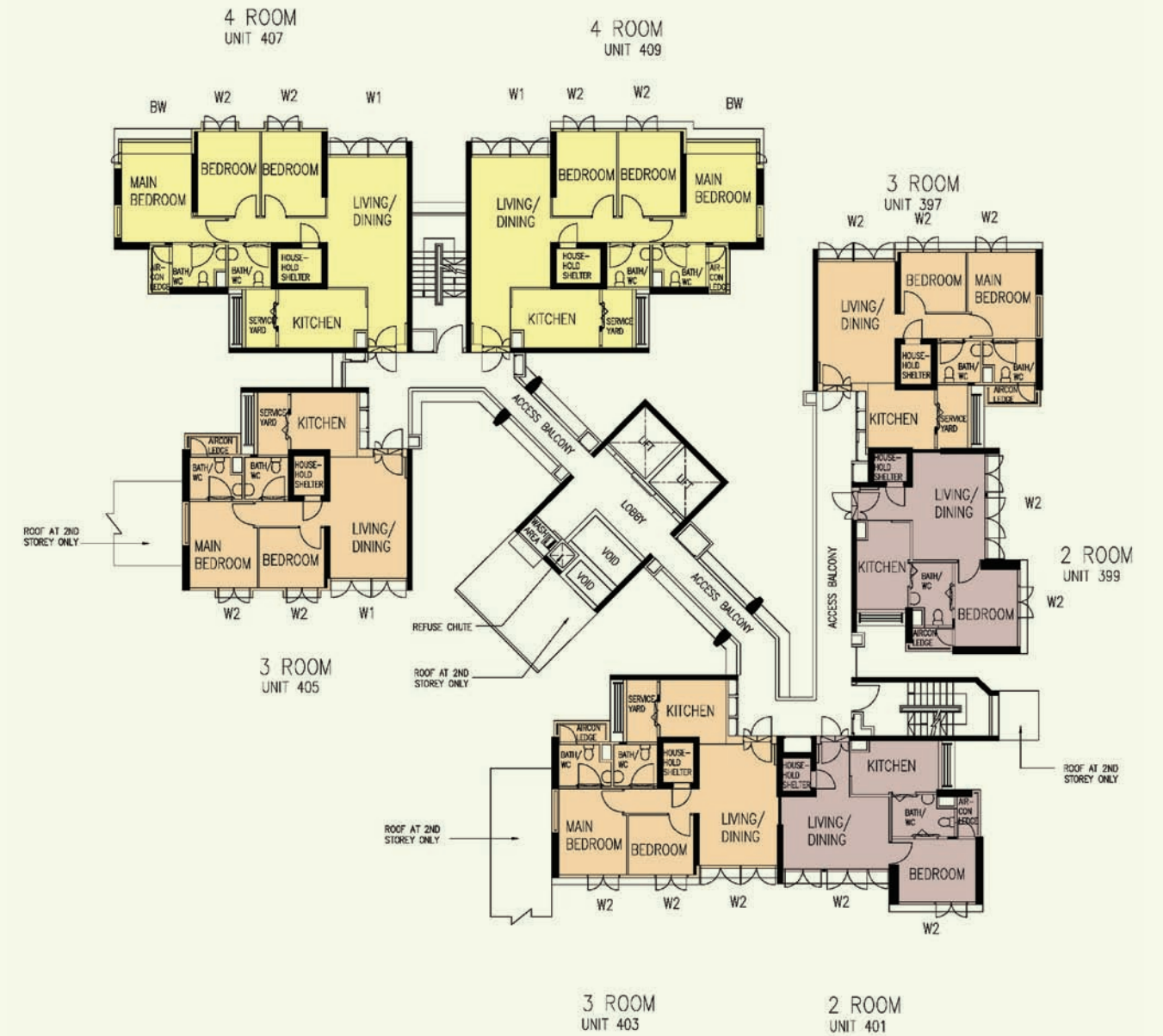
- Bedroom : Decorative Semi-Solid Timber Doors (Type D9) (optional)
- Bathroom/WC : Laminated Semi-Solid Timber Doors (Type D9a) for 3-Room & 4-Room (optional)
- Bathroom/WC : Acrylic Panel Folding Door for 2-Room
- Ceramic Tiles to Bathrooms/WC/ Kitchen Floor
- Ceramic Tiles with Ceramic Tile Skirting to Service Yard Floor
- Ceramic Tiles with Timber Skirting to Living/Dining/Bedrooms Floor (optional)
- Ceramic Tiles to Household Shelter Floor
- Concealed Electrical Wiring & Water Supply Pipes

LEGEND:

- 2 Room
- 3 Room
- 4 Room

SCALE 0 2 4 6 8 10 METRES

The coloured floor plan is not intended to demarcate the boundary of the flat.



Window Legend:
 W1 - Full Height Window (approx. 200mm high parapet wall)
 W2 - 3/4 Height Window (approx. 550mm high parapet wall)
 BW - Bay Window (3/4 Height) (approx. 550mm high parapet wall)

Unless otherwise indicated all windows will be standard height windows.



2ND, 4TH, 6TH, 8TH, 10TH, 12TH, 14TH, 16TH, 18TH, 20TH & 22ND STOREY FLOOR PLAN BLOCK 445A

Additional Features:

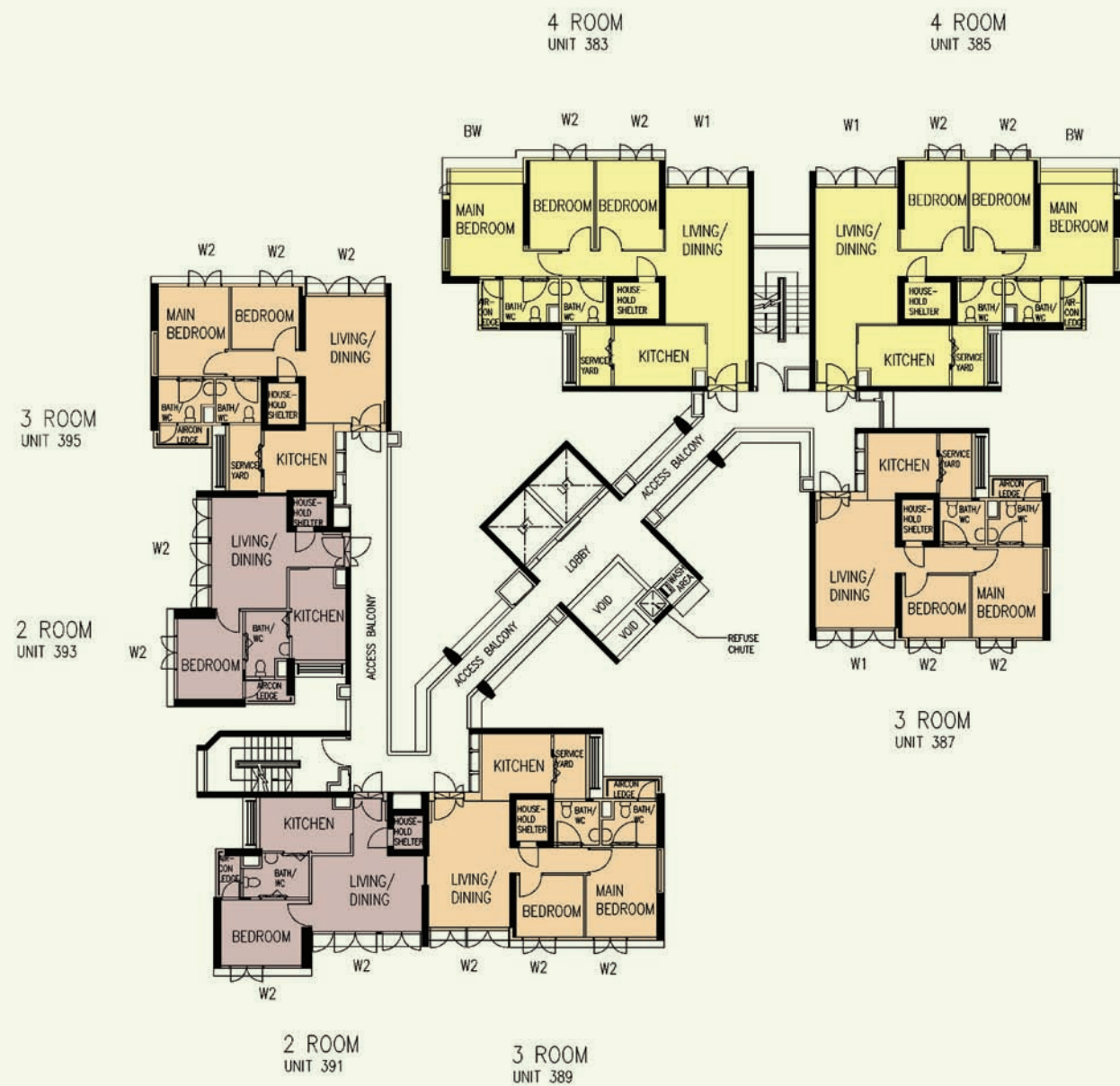
- Bedroom : Decorative Semi-Solid Timber Doors (Type D9) (optional)
- Bathroom/WC : Laminated Semi-Solid Timber Doors (Type D9a) for 3-Room & 4-Room (optional)
- Bathroom/WC : Acrylic Panel Folding Door for 2-Room
- Ceramic Tiles to Bathrooms/WC/ Kitchen Floor
- Ceramic Tiles with Ceramic Tile Skirting to Service Yard Floor
- Ceramic Tiles with Timber Skirting to Living/Dining/Bedrooms Floor (optional)
- Ceramic Tiles to Household Shelter Floor
- Concealed Electrical Wiring & Water Supply Pipes

LEGEND:

- 2 Room
- 3 Room
- 4 Room

SCALE 0 2 4 6 8 10 METRES

The coloured floor plan is not intended to demarcate the boundary of the flat.



Window Legend:
W1 - Full Height Window (approx. 200mm high parapet wall)
W2 - 3/4 Height Window (approx. 550mm high parapet wall)
BW - Bay Window (3/4 Height) (approx. 550mm high parapet wall)

Unless otherwise indicated all windows will be standard height windows.



4TH, 6TH, 8TH, 10TH, 12TH, 14TH, 16TH, 18TH, 20TH & 22ND STOREY FLOOR PLAN BLOCK 445B

Additional Features:

- Bedroom : Decorative Semi-Solid Timber Doors (Type D9) (optional)
- Bathroom/WC : Laminated Semi-Solid Timber Doors (Type D9a) for 3-Room & 4-Room (optional)
- Bathroom/WC : Acrylic Panel Folding Door for 2-Room
- Ceramic Tiles to Bathrooms/WC/ Kitchen Floor
- Ceramic Tiles with Ceramic Tile Skirting to Service Yard Floor
- Ceramic Tiles with Timber Skirting to Living/Dining/Bedrooms Floor (optional)
- Ceramic Tiles to Household Shelter Floor
- Concealed Electrical Wiring & Water Supply Pipes

LEGEND:

- 2 Room
- 3 Room
- 4 Room



The coloured floor plan is not intended to demarcate the boundary of the flat.

Fernvale Grove



Sengkang N4 C14 Standard Flats

Scale 0 20 40 60 Metres



LEGEND:

- Residential Units
- Single Storey / Precinct Pavilion / Linkway / Shelter / Drop-Off Porch / Pergola
- Reserved for / Existing Development
- Playground / Hardcourt / Fitness Corner / Multi-Purpose Court
- Residents' Committee Centre (RCC) at 1st Storey
- Eating House (EH) & Shops at 1st Storey
- Education Centre at 1st Storey
- 2-Storey Electrical Substation (ESS)
- Bin Centre (BC)
- Carparking
- Open Space
- Staircase
- Centralised Refuse Chute (CRC)
- Lift
- (u/c) Under Construction

The information contained herein is subject to change at any time without notice and cannot form part of an offer or contract. The proposed facilities and their locations as shown are only estimates. The implementation of the facilities is subject to review by the Government or competent authorities. While reasonable care has been taken in providing this information, HDB shall not be responsible in any way for any damage or loss suffered by any person whether directly or indirectly as a result of reliance on the said information or as a result of any error or omission therein.



Window Legend:
W2 - Three Quarter Height Window
BW - Bay Window

Unless otherwise indicated all windows will be standard height windows.



7TH TO 23RD STOREY FLOOR PLAN BLOCK 436A

Additional Features:

- Bedrooms : Semi-solid Timber Doors (Type D7)
- Bathrooms/WC : Laminated Semi-Solid Timber Doors (Type D7a)
- Ceramic Tiles to Bathrooms/WC/Kitchen Floors
- Ceramic Tiles with Tile Skirting to Service Yard Floor
- Concealed Electrical Wiring & Water Supply Pipes

LEGEND:

- 3 Room
- 4 Room

SCALE 0 2 4 6 8 10 METRES

The coloured floor plan is not intended to demarcate the boundary of the flat.



Window Legend:
W2 - Three Quarter Height Window
BW - Bay Window

Unless otherwise indicated all windows will be standard height windows.



24TH & 25TH STOREY FLOOR PLAN BLOCK 436A

Additional Features:

- Bedrooms : Semi-solid Timber Doors (Type D7)
- Bathrooms/WC : Laminated Semi-Solid Timber Doors (Type D7a)
- Ceramic Tiles to Bathrooms/WC/Kitchen Floors
- Ceramic Tiles with Tile Skirting to Service Yard Floor
- Concealed Electrical Wiring & Water Supply Pipes

LEGEND:

- 3 Room
- 4 Room

SCALE 0 2 4 6 8 10 METRES

The coloured floor plan is not intended to demarcate the boundary of the flat.



Window Legend:
 W2 - Three Quarter Height Window
 BW - Bay Window

Unless otherwise indicated all windows will be standard height windows.

2ND STOREY FLOOR PLAN BLOCK 436C

Additional Features:

- Bedrooms : Semi-solid Timber Doors (Type D7)
- Bathrooms/WC : Laminated Semi-Solid Timber Doors (Type D7a)
- Ceramic Tiles to Bathrooms/WC/Kitchen Floors
- Ceramic Tiles with Tile Skirting to Service Yard Floor
- Concealed Electrical Wiring & Water Supply Pipes

LEGEND:

- 3 Room
- 4 Room



The coloured floor plan is not intended to demarcate the boundary of the flat.



Window Legend:
 W2 - Three Quarter Height Window
 BW - Bay Window

Unless otherwise indicated all windows will be standard height windows.


3RD TO 23RD STOREY FLOOR PLAN BLOCK 436C

Additional Features:

- Bedrooms : Semi-solid Timber Doors (Type D7)
- Bathrooms/WC : Laminated Semi-Solid Timber Doors (Type D7a)
- Ceramic Tiles to Bathrooms/WC/Kitchen Floors
- Ceramic Tiles with Tile Skirting to Service Yard Floor
- Concealed Electrical Wiring & Water Supply Pipes

LEGEND:

- 3 Room
- 4 Room



The coloured floor plan is not intended to demarcate the boundary of the flat.

Sengkang N4 C14



Window Legend:
 W2 - Three Quarter Height Window
 BW - Bay Window

Unless otherwise indicated all windows will be standard height windows.


7TH TO 21ST STOREY FLOOR PLAN BLOCK 436D

Additional Features:

- Bedrooms : Semi-solid Timber Doors (Type D7)
- Bathrooms/WC : Laminated Semi-Solid Timber Doors (Type D7a)
- Ceramic Tiles to Bathrooms/WC/Kitchen Floors
- Ceramic Tiles with Tile Skirting to Service Yard Floor
- Concealed Electrical Wiring & Water Supply Pipes

LEGEND:

- 3 Room
- 4 Room



Fernvale Court



Sengkang N4 C15 Standard Flats



LEGEND:

- 3 - Room
- 4 - Room
- Surrounding Buildings
- Single Storey / Precinct Pavilion / Linkway / Shelter / Drop-Off Porch / Pergola
- Reserved for / Existing Development
- Children Playground (PG) / Fitness Corner (FC)
- Childcare Centre at 1st Storey
- Future Community Centre at 1st Storey
- Electrical Substation (ESS) at 1st Storey
- Multi-Storey Carpark
- Drainage Reserve
- Open Space
- Staircase
- Centralised Refuse Chute (CRC)
- Lift

The information contained herein is subject to change at any time without notice and cannot form part of an offer or contract. The proposed facilities and their locations as shown are only estimates. The implementation of the facilities is subject to review by the Government or competent authorities. While reasonable care has been taken in providing this information, HDB shall not be responsible in any way for any damage or loss suffered by any person whether directly or indirectly as a result of reliance on the said information or as a result of any error or omission therein.



Artist's Impression



Window Legend:
 W1 - Three Quarter Height Window
 BW - Bay Window (approx. 700mm high parapet)

Unless otherwise indicated all windows will be standard height windows.



**6TH TO 21ST STOREY FLOOR PLAN
 BLOCK 439A**

Additional Features:

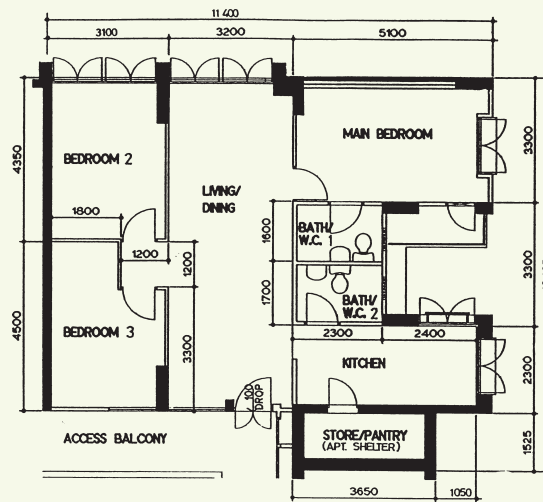
- Bedrooms : Decorative Semi-solid Timber Doors (Type D7)
- Bathrooms/WC : Laminated Semi-Solid Timber Doors (Type D7a)
- Glazed Ceramic Tiles to Bathrooms/WC/Kitchen Floors
- Glazed Ceramic Tiles with Tile Skirting to Service Yard Floor
- Glazed Ceramic Tiles to Household Shelter Floor
- Concealed Electrical Wiring & Water Supply Pipes

LEGEND:

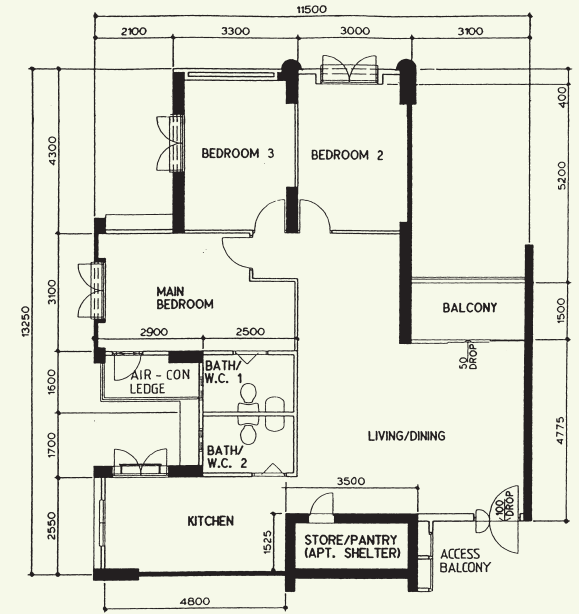
- 3 Room
- 4 Room

SCALE 0 2 4 6 8 10 METRES

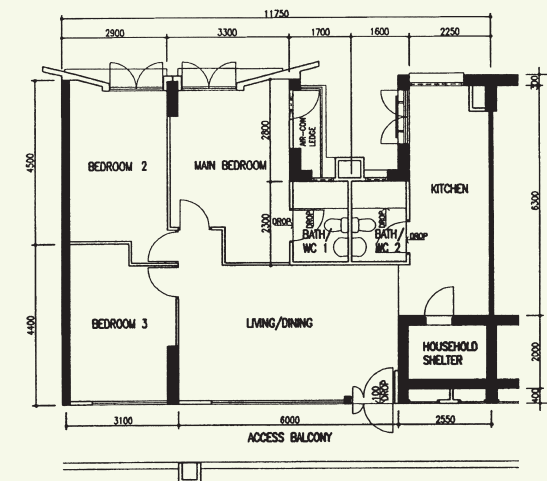
The coloured floor plan is not intended to demarcate the boundary of the flat.



4 - Room
 Rivervale Grove
 SK N1 C6
 Block 124C, #04-225**

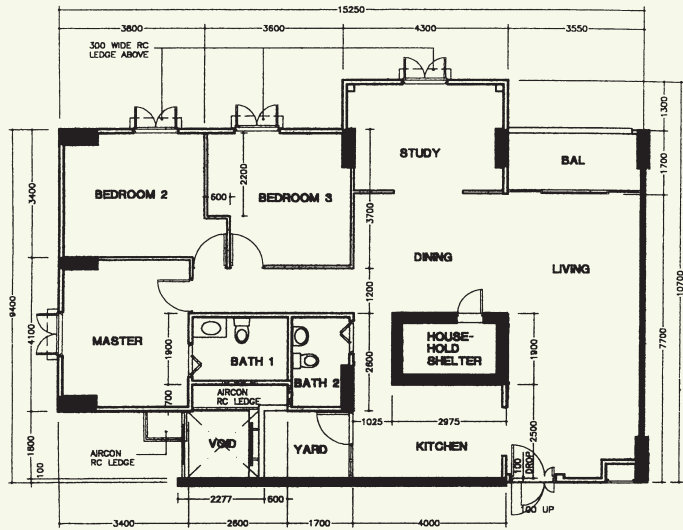


5 - Room
 Rivervale Bank
 SK N1 C11
 Block 122A, #03-53**



4 - Room
 Compassvale Crest
 SK N2 C2
 Block 207A, #10-06**

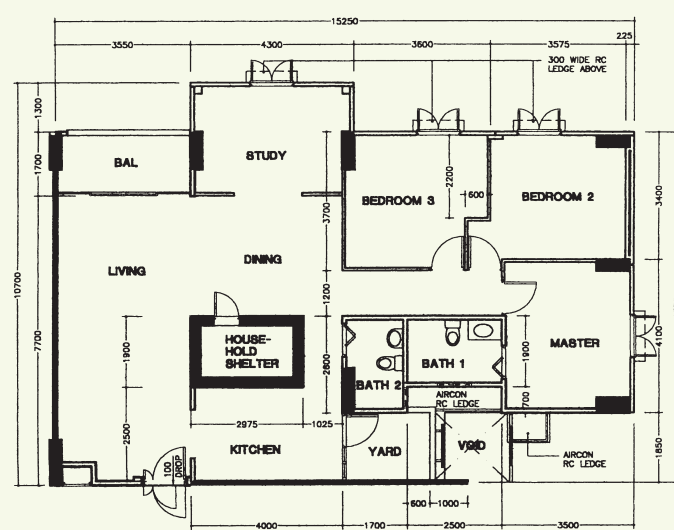
**This is a Repurchased Flat
 Photographs and the revised floor plan (if any) can be viewed at www.hdb.gov.sg/esales.



**Premium Flat
Executive
Compassvale Green**
SK N2 C19
Block 299B, #11-92

*This is a Premium Flat.
It is provided with:*

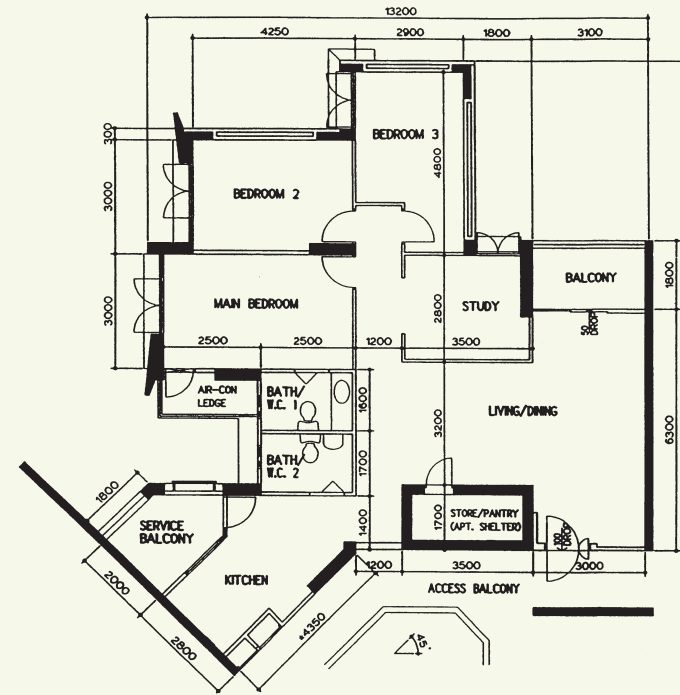
- Ceramic Tiles Floor Finish to All Rooms
- Decorative Solid Timber Door to Main Entrance
- Timber Door to All Bedrooms
- PVC Folding Door to All Common Bathrooms
- Concealed Electrical Wiring



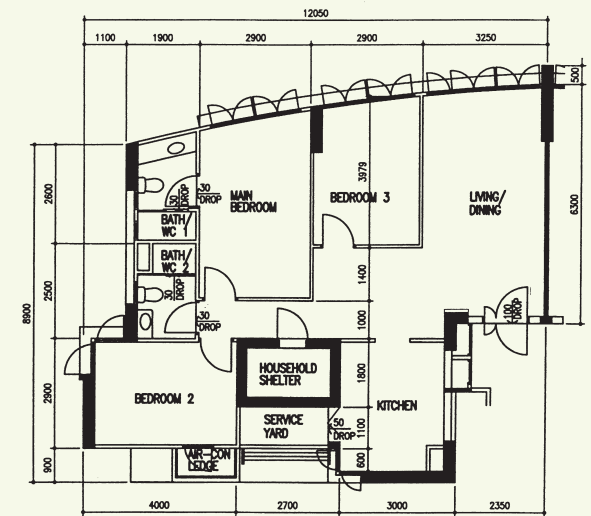
**Premium Flat
Executive
Compassvale Green**
SK N2 C19
Block 299B, #10-94

*This is a Premium Flat.
It is provided with:*

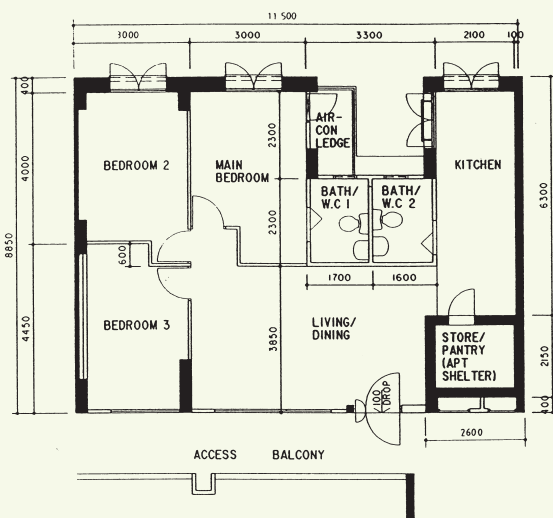
- Ceramic Tiles Floor Finish to All Rooms
- Decorative Solid Timber Door to Main Entrance
- Timber Door to All Bedrooms
- PVC Folding Door to All Common Bathrooms
- Concealed Electrical Wiring



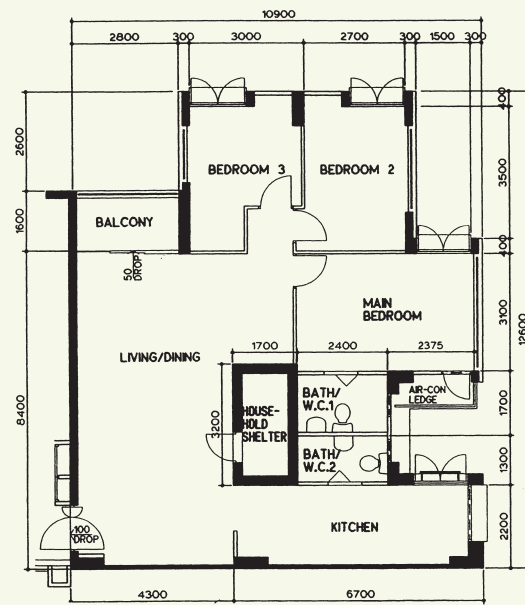
**Executive
Compassvale South Gate**
SK N2 C27
Block 202A, #13-575



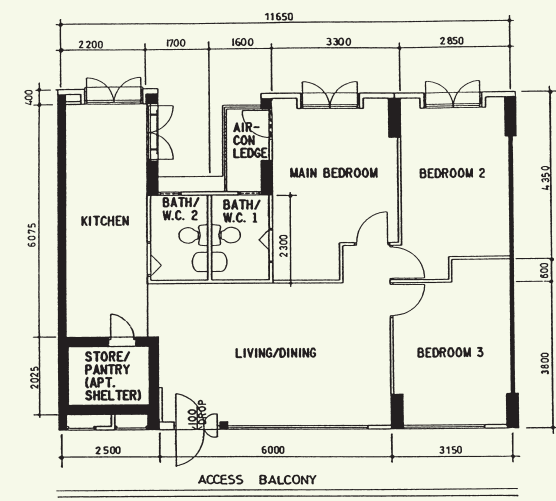
**Premium Flat
4 - Room
Compassvale South Gate**
SK N2 C32
Block 265C, #08-217**



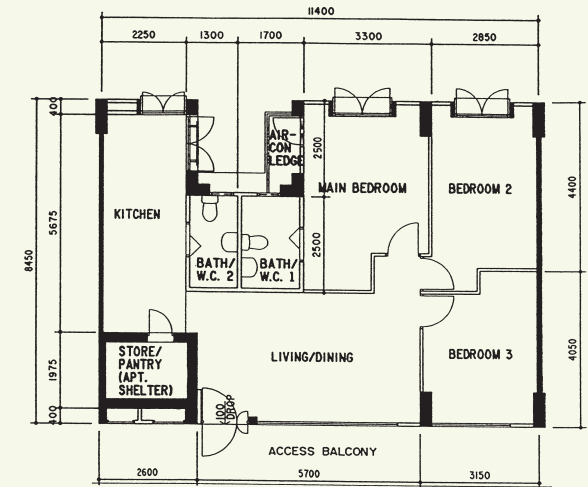
**4 - Room
Compassvale Gardens**
SK N2 C15
Block 257C, #02-543**



**5 - Room
Compassvale Lodge**
SK N2 C20
Block 291D, #05-262**



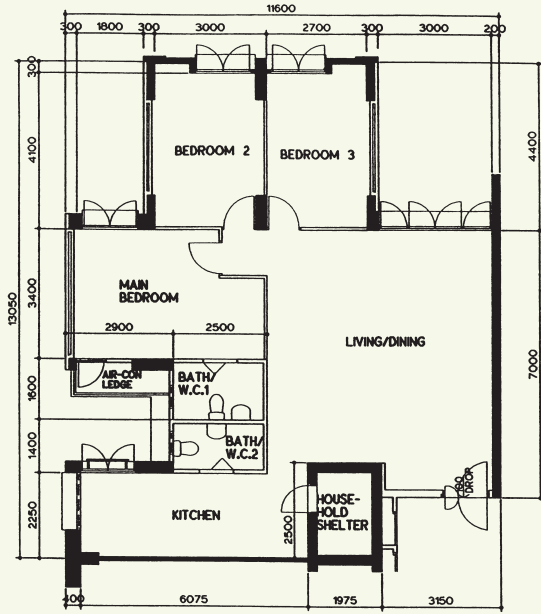
**4 - Room
Anchorvale Court**
SK N3 C1
Block 301B, #02-59**



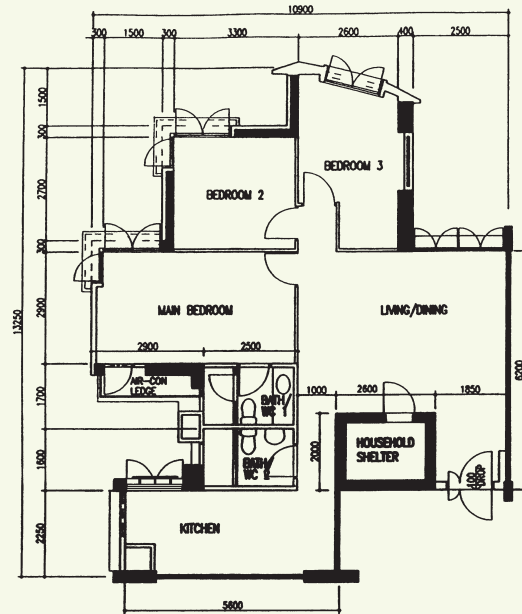
**4 - Room
Anchorvale Court**
SK N3 C2
Block 303B, #06-96**

**This is a Repurchased Flat
Photographs and the revised floor plan (if any) can be viewed at www.hdb.gov.sg/esales.

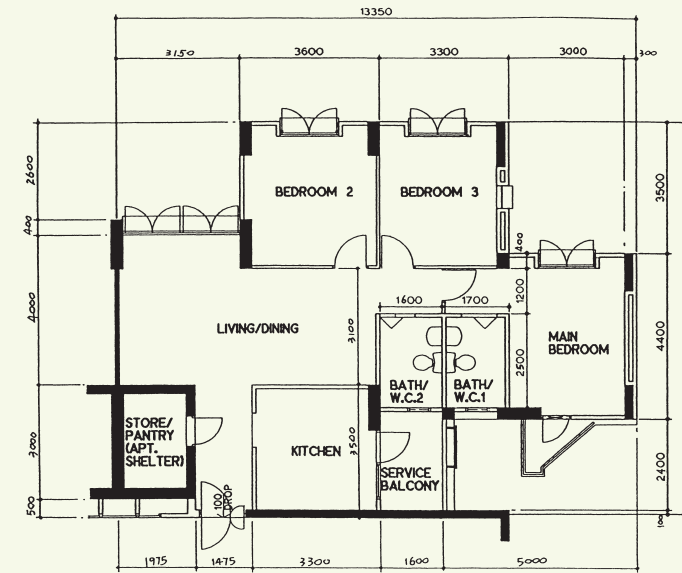
**This is a Repurchased Flat
Photographs and the revised floor plan (if any) can be viewed at www.hdb.gov.sg/esales.



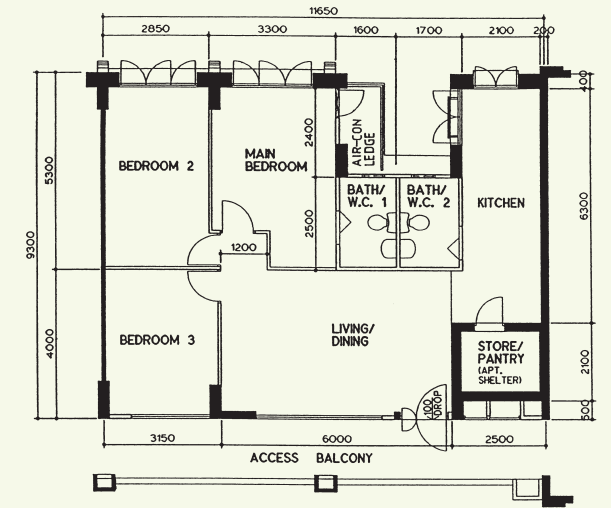
5 - Room
Anchorvale Grove
SK N3 C17
Block 325A, #02-503**



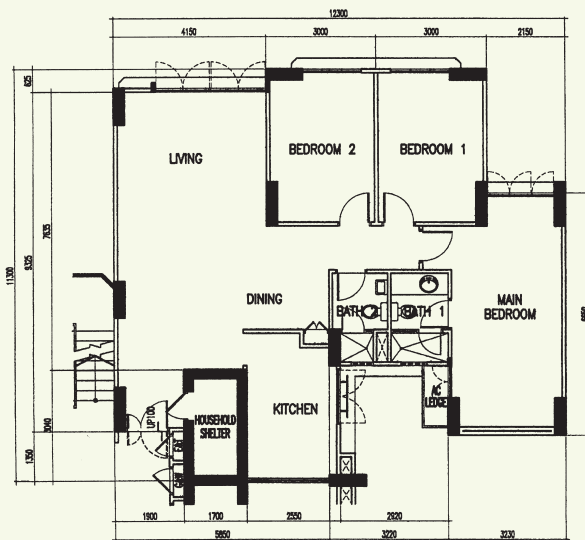
Premium Flat
Coral Vale
4 - Room
SK N4 C2
Block 409B, #11-58**



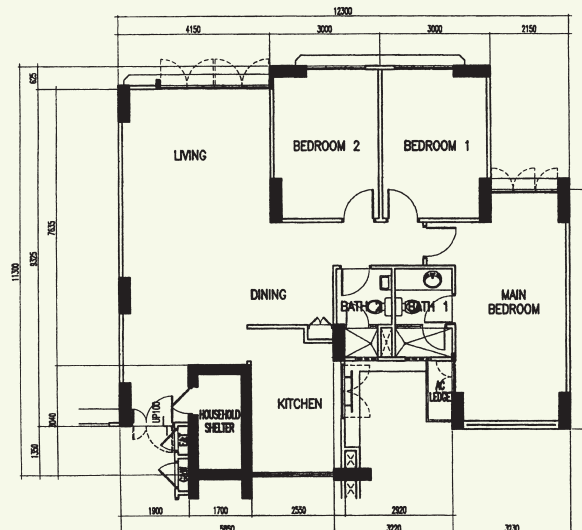
4 - Room
SK N1 C7
Block 129, #15-850**



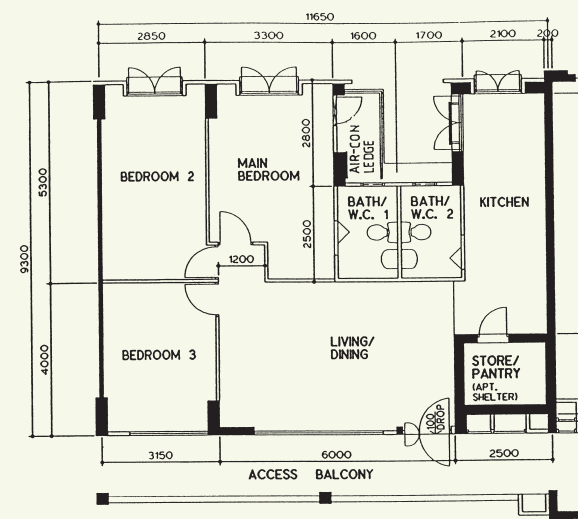
4 - Room
SK N1 C18
Block 191A, #02-918**



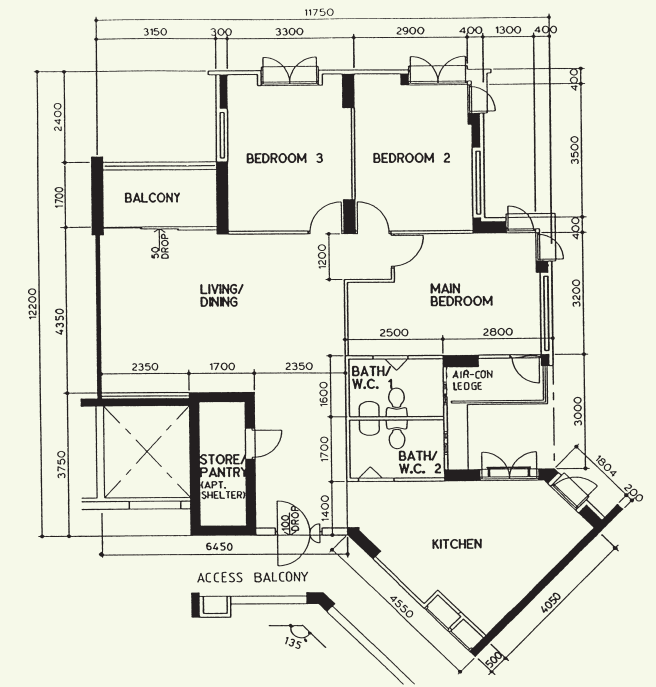
Premium Flat
5 - Room
Fern View
SK N4 C6
Block 406B, #14-41**



Premium Flat
5 - Room
Fern View
SK N4 C6
Block 406C, #22-63**



4 - Room
SK N1 C18
Block 191B, #06-902**



5 - Room
SK N1 C18
Block 191B, #12-908**

**This is a Repurchased Flat
Photographs and the revised floor plan (if any) can be viewed at www.hdb.gov.sg/esales.

**This is a Repurchased Flat
Photographs and the revised floor plan (if any) can be viewed at www.hdb.gov.sg/esales.